



Side View



## CARRE

FA-A0493

2.5EL + C12 + 2.5ER

FAB - SUG - 13

PW = ACC - FA - P4563 (45 x 45 x 24cm)

PW = ACC - FA - 4559 (45 x 45 x 12cm)

ALL PW shown in the above picture are sold separately





Side View



## CARRE

FA-A0493

2.5EL + C12 + 2.5ER

FAB - SUG - 13





## CARRE

FA-A0493

2.5EL + CRT

FAB - HER - 0420

□ PW = ACC - FA - P4563 (45 x 45 x 24cm)  
ALL PW shown in the above picture are sold separately





## CARRE

FA-A0493

2.5S

NP - 521E

PW = ACC - FA - P4563 (45 x 45 x 24cm)

PW = ACC - FA - 4559 (45 x 45 x 12cm)

ALL PW shown in the above picture are sold separately



FABBRICA  
G E R M A N Y



## CARRE

FA-A0493

2.5S

NP - 521E



---

FABBRICA reserves the right, at its discretion, to discontinue and make changes at any time. All products are handmade and are subjected to marginal difference in the measurements. This design is copyrighted and shall not be used or reproduced without the consent of FABBRICA.



Side View



## CARRE

FA-A0493

DBR

FAB - MEG - 28

 PW = ACC - FA - P4563 (45 x 45 x 24cm)  
ALL PW shown in the above picture are sold separately



**CARRE**  
FA-A0493

**DIMENSION**

Updated : 12 / 12 / 2024

Configuration	Width		Seat Width		Depth		Seat Depth		Back Height		Seat Height		Weight		Volume	
	cm	inch	cm	inch	cm	inch	cm	inch	cm	inch	cm	inch	kg	lb	m <sup>3</sup>	ft <sup>3</sup>
2.5EL, 2.5ER	206	81	180	71	100	39	62	24	80	31	42	17	54	119	1.65	58.20
2.5ELS, 2.5ERS	186	73	160	63	100	39	62	24	80	31	42	17	50	111	1.49	52.55
2EL, 2ER	166	65	140	55	100	39	62	24	80	31	42	17	45	100	1.33	46.90
1.75EL, 1.75ER	146	57	120	47	100	39	62	24	80	31	42	17	40	89	1.17	41.25
1.5EL, 1.5ER	116	46	90	35	100	39	62	24	80	31	42	17	32	71	0.93	32.77
1.25EL, 1.25ER	106	42	80	31	100	39	62	24	80	31	42	17	29	64	0.85	29.95
1EL, 1ER	96	38	70	28	100	39	62	24	80	31	42	17	27	60	0.77	27.12
C12	121	48	121	48	121	48	-	-	80	31	42	17	32	71	1.17	41.25
DBL, DBR	170	67	144	57	100	39	62	24	65 - 78	26 - 31	42	17	40	89	1.11	39.02
CLT, CRT	150	59	126	50	160	63	122	48	80	31	42	17	52	115	1.92	67.80
CRT-S, CLT-S	125	49	97	38	154	61	117	46	80	31	42	17	43	95	1.54	54.38
2.5S	232	91	180	71	100	39	62	24	80	31	42	17	63	139	1.86	65.54
2.5SS	212	83	160	63	100	39	62	24	80	31	42	17	58	128	1.70	59.89
2S	192	76	140	55	100	39	62	24	80	31	42	17	52	115	1.54	54.24
RFSTA	90	35	90	35	60	24	-	-	-	-	41	16	12	27	0.22	7.82

**TECHNICAL DATA**

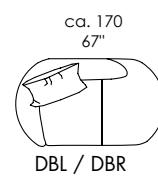
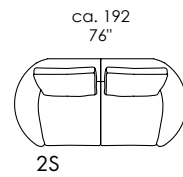
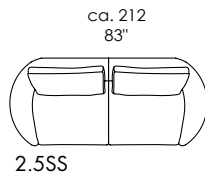
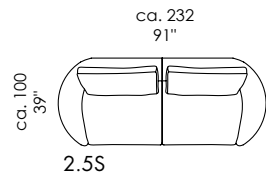
**SEAT** No-sag Spring + Inner Coil  
(CLT, CRT, CLT-S, CRT-S, DBL, DBR: Rubber Webbing)  
**BACK REST** Rubber Webbing  
**SEAT CUSHION** D/38S + D/29 + Inner Coil  
(CLT, CRT, CLT-S, CRT-S, RFSTA: D/38S + D/29)  
**BACK REST CUSHION** D/38S + Feather 50% + Loose Fibre 50%  
**SOFA LEGS** (front & rear)  
**code(front)** MLG-1615-23L /  
**code(rear)** MLG-1510-23L / MLG-1316-23L  
**material** Metal  
**height** 140mm (MLG-1615-23L)  
210mm (MLG-1510-23L)  
100-150mm (MLG-1316-23L)  
**colour** 23 = Matte Black  
Sofa legs are packed separately

FABBRICA reserves the right, at its discretion, to discontinue and make changes at any time. All products are handmade and are subjected to marginal difference in the measurements.  
This design is copyrighted and shall not be used or reproduced without the consent of FABBRICA.

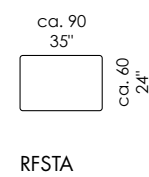
**CARRE**  
FA-A0493

**DIMENSION**

**SOFAS**



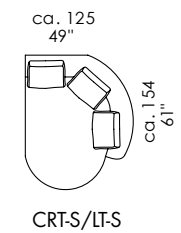
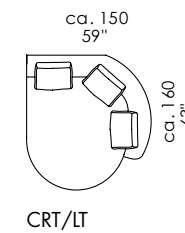
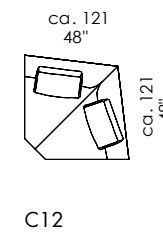
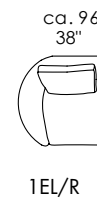
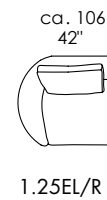
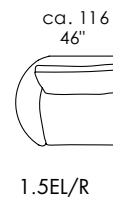
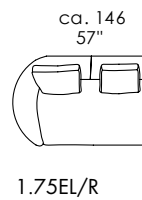
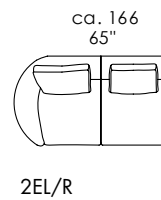
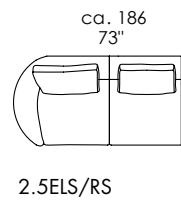
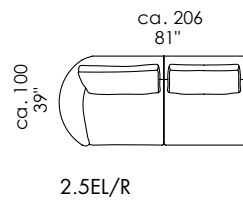
**OTTOMANS**



**MODULAR ELEMENTS**

**IMPORTANT**

All modular elements can be selected as either a left or right version. Left and right are taken to be as facing the piece.



**CARRE**  
FA-A0493

COMBINATION EXAMPLES

**IMPORTANT**

All modular elements can be selected as either a left or right version. Left and right are taken to be as facing the piece.

