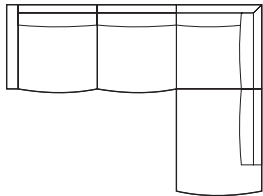
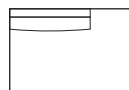




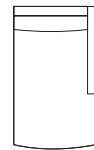
ENJOY



2 - seater sofa with C90 with open-end ENJOY
W 2570 x D 1610 x H 710
Loading ability- 22 pcs.



1,5 - seater open-end part ENJOY
W 1420 x D 960 x H 710
Loading ability - 61 pcs.
1 - seater open-end part ENJOY
W 1270 x D 960 x H 710
Loading ability - 84 pcs.



1,5 - seater chaise-longue part ENJOY
W 1180 x D 1610 x H 710
Loading ability - 52 pcs.
1 - seater chaise-longue part ENJOY
W 1020 x D 1610 x H 710
Loading ability - 57 pcs.



2 - seater with armrest part ENJOY
W 1360 x D 960 x H 710
Loading ability- 67 pcs.

1,5-seater with armrest part ENJOY
W 1160 x D 960 x H 710
Loading ability- 90 pcs.

1-seater with armrest part ENJOY
W 1010 x D 960 x H 710
Loading ability- 94 pcs.



2 - seater without armrest part ENJOY
W 1100 x D 960 x H 710
Loading ability - 80 pcs.

1,5 - seater without armrest part ENJOY
W 930 x D 960 x H 710
Loading ability - 129 pcs.

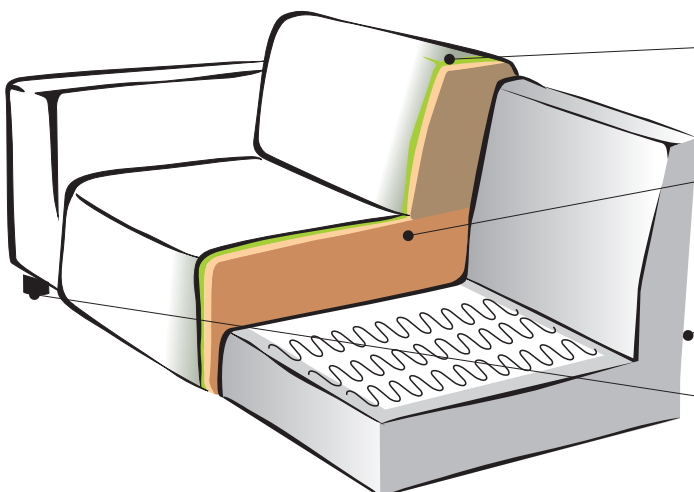
1 - seater without armrest part ENJOY
W 780 x D 960 x H 710
Loading ability - 129 pcs.



Corner part C90 ENJOY
W 1010 x D 1010 x H 710
Loading ability- 89 pcs.



Footstool ENJOY
W 920 x D 660 x H 440
Loading ability - 278 pcs.



Backrest
HR foam 30/20 kg/m³,
synthetic batting 250 g/m², textile

Seat
HR foam 30/30 kg/m³,
synthetic batting 250 g/m², textile

Frame
Solid wood, chipboard, hardboard, plywood,
regular foam 18/30 kg/m³, zig-zag springs,
synthetic batting 250 g/m², textile

Feet
Plastic black legs H=25 mm



Textile



HR foam



Regular foam



Synthetic batting



Zig zag springs



Wooden frame