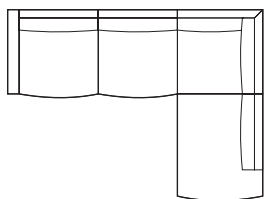
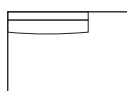




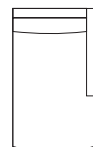
## ENJOY



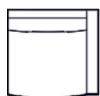
2-seater sofa with C90 with open-end ENJOY  
W 2570 x D 2280 x H 710  
Loading ability- 22 pcs.



1,5 - seater open-end part ENJOY  
W 1420 x D 960 x H 710  
Loading ability - 61 pcs.  
1 - seater open-end part ENJOY  
W 1270 x D 960 x H 710  
Loading ability - 84 pcs.



1,5 - seater chaise-longue part ENJOY  
W 1180 x D 1610 x H 710  
Loading ability - 52 pcs.  
1 - seater chaise-longue part ENJOY  
W 1020 x D 1610 x H 710  
Loading ability - 57 pcs.



2 - seater with armrest part ENJOY  
W 1360 x D 960 x H 710  
Loading ability- 67 pcs.

1,5-seater with armrest part ENJOY  
W 1160 x D 960 x H 710  
Loading ability- 90 pcs.

1-seater with armrest part ENJOY  
W 1010 x D 960 x H 710  
Loading ability- 94 pcs.



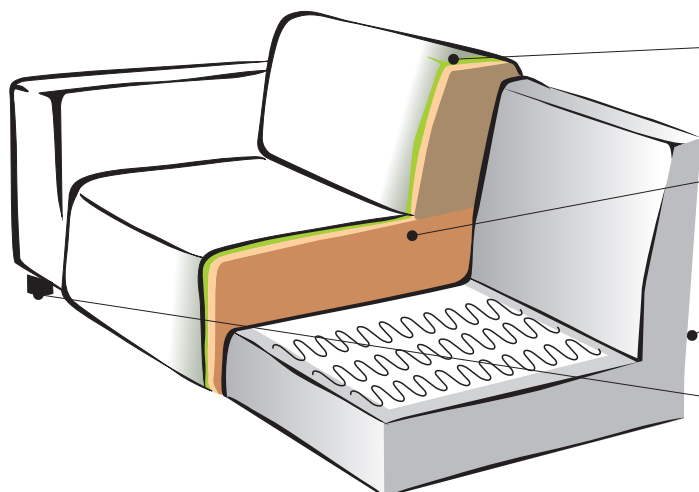
2 - seater without armrest part ENJOY  
W 1100 x D 960 x H 710  
Loading ability - 80 pcs.  
1,5 - seater without armrest part ENJOY  
W 930 x D 960 x H 710  
Loading ability - 129 pcs.  
1 - seater without armrest part ENJOY  
W 780 x D 960 x H 710  
Loading ability - 129 pcs.



Corner part C90 ENJOY  
W 1010 x D 1010 x H 710  
Loading ability- 89 pcs.



Footstool ENJOY  
W 920 x D 660 x H 440  
Loading ability - 278 pcs.



**Backrest**  
HR foam 30/20 kg/m<sup>3</sup>,  
synthetic batting 250 g/m<sup>2</sup>, textile

**Seat**  
HR foam 30/30 kg/m<sup>3</sup>,  
synthetic batting 250 g/m<sup>2</sup>, textile

**Frame**  
Solid wood, chipboard, hardboard, plywood,  
regular foam 18/30 kg/m<sup>3</sup>, zig-zag springs,  
synthetic batting 250 g/m<sup>2</sup>, textile

**Feet**  
Plastic black legs H=25 mm



Textile



HR foam



Regular foam



Synthetic batting



Zig zag springs



Wooden frame