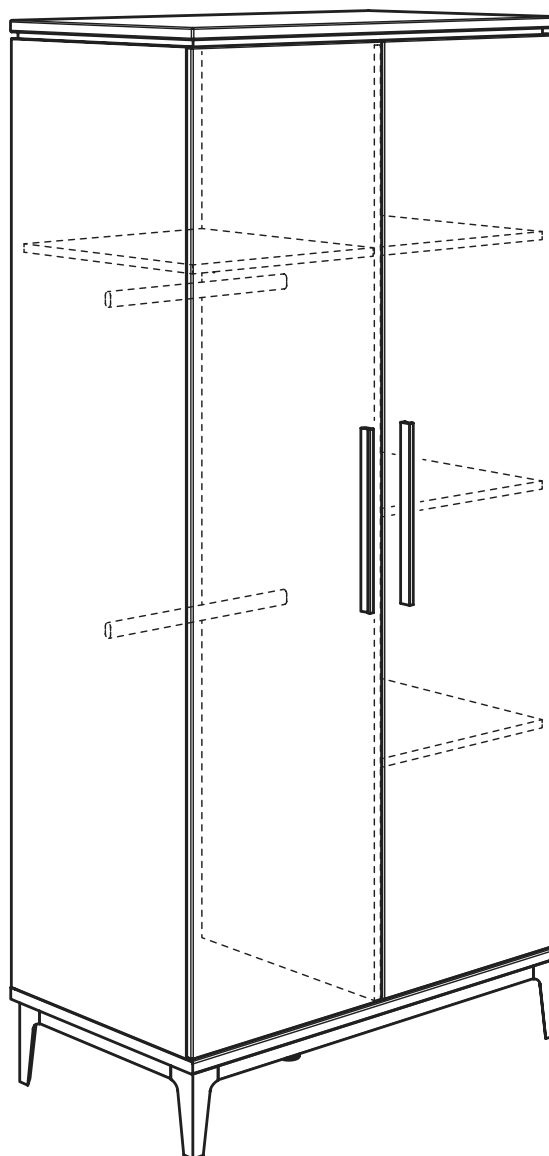


Gebrauchsanleitung PK-Nr. 3608

Instructions / Mode d'emploi / Gebruiksaanwijzing /
инструкция по использованию / 使用说明 / Használati utasítás

YUNY by
PAIDI

PAIDI Möbel GmbH - Hauptstraße 87
97840 Hafeloher - Germany - info@paidi.de



CUTIE LEA
176 5782




Warnhinweis!

Warning! / Avertissement! / Waarschuwing! / Предупреждение! / 警告! / Figyelmeztetés



ΨΥΝΨ by PAIDI

PAIDI Möbel GmbH – Hauptstraße 87
97840 Hafnlohr – Germany – info@paidi.de



PK-Nr. 2800



Warnhinweis !

- DE Warnhinweis ! Beiliegende Wandbefestigungen müssen montiert werden !**
FR Attention ! Les fixations murales ci-jointes doivent être montées !
GB Attention ! The enclosed wall mountings must be fitted !
NL Let op ! De meegeleverde wandbevestigingen moeten worden gemonteerd !
ES ¡Atención! Las fijaciones murales incluidas deben montarse !
GR Προσοχή ! Τα εξαρτήματα στήριξης που περιλαμβάνονται στη συσκευασία πρέπει να συναρμολογηθούν !
IT Attenzione ! Occorre montare i fissaggi per attacco alla parete qui allegati !
CZ Pozor ! Příložené úchytky musí být namontovány na stěnu !
SL Pozor ! Namontirati je potrebno priložene elemente za pritrditev na zid !
PL Uwaga ! Załączone zamocowania do ściany muszą być zamontowane !
BG Внимание ! Приложните закрепвания за стена трябва да бъдат монтирани !
HR Pozor ! Priložena zidna pričvršćenja moraju biti montirana !
LT Dėmesio ! Priedamos tvirtinimo prie sienos detales reikia sumontuoti !
RU Внимание ! Обязательно используйте прилагаемые крепления стене !
CN 注意 ! 附带的墙壁安装组件必须安装 !
HU Figyelem ! A mellékelt fall rögzítőket össze kell szerelni !
AR **تنبيه! لا بد من تركيب الأدوات المرفقة للتثبيت على الحائط!**
- DE Schraubenverbindungen von Zeit zu Zeit auf ihre Festigkeit prüfen, gegebenenfalls nachziehen, da die Stabilität der Konstruktion sonst nicht gegeben ist.**
FR Vérifier les connexions à vis de temps en temps, resserrer celles-ci le cas échéant, car, sinon, la stabilité de la construction ne serait pas assurée.
GB Check the tightness of the screw connections from time to time and tighten if necessary, as otherwise the stability of the construction is not assured.
NL Schroefverbindingen moeten van tijd tot tijd op hun stevigheid worden gecontroleerd en eventueel worden vastgedraaid, aangezien de stabiliteit van de constructie anders niet verzekerd is.
ES Compruebe de vez en cuando la firmeza de las uniones atornilladas y reapriete los tornillos si fuera necesario, pues de lo contrario quedaría afectada la estabilidad de la estructura.
GR Πού και πού ελέγχετε τη σταθερότητα των κοχλιωτών συνδέσεων κι εφ' όσον είναι ανάγκη, τις σφίγγετε ξανά, επειδή διαφορετικά δεν είναι η ευστάθεια της κατασκευής δεδομένη.
IT Controllare di tanto in tanto la tenuta delle connessioni a viti, all'occorrenza provvedere a serrarle di nuovo, poiché altrimenti non è garantita la stabilità della struttura.
CZ Čas od času zkontrolujte pevnost šroubových spojů, případně je dotáhněte, jinak nebude konstrukce stabilní.
SL Vijačne zveze od časa do časa preveriti glede na trdnost, po potrebi priviti, saj sicer stabilnost konstrukcije ne bo zagotovljena.
PL Połączenia śrubami sprawdzać od czasu do czasu pod kątem ich trwałości, ewentualnie dokręcać, gdyż inaczej konstrukcja nie jest stabilna.
BG Контролирайте от време на време дали болтовите съединения са добре завинтени, тъй като в противен случай не може да се гарантира стабилността на конструкцията.
HR Spojeve vijaka s vremena na vrijeme provjeriti u svezi čvrstoće, po potrebi stegnuti, jer inače nije zajamčena stabilnost konstrukcije.
LT Kartais patikrinkite varžtų jungčių stiprumą, prireikus suvaržykite juos stipriau, nes priešingu atveju konstrukcija nebus stabili.
RU Перепроверяйте время от времени болтовые соединения. Они должны быть плотно затянуты. Это гарантирует стабильность конструкции.
CN 请经常的检查连接处的螺丝，如有发现松动请及时锁紧，否则将无法保障其稳定性。
HU Időről ellenőrizze a csavaroktéseket szorosságát, adott esetben a csavarokat után kell húzni, ellenkező esetben a szerkezet stabilitása nem adott.
- DE Pflegehinweis: Zum Reinigen der Oberflächen ein leicht-feuchtes Tuch oder ein handelsübliches Möbelpflegemittel verwenden.**
FR Indication sur l'entretien: pour nettoyer les surfaces, utiliser un chiffon légèrement humide ou un nettoyant pour meubles en vente dans le commerce
GB Caring for the... : In order to clean the surfaces please use a slightly damp cloth or commercially available furniture care product.
NL Verzorgingsanwijzing: Voor het reinigen van de oppervlakken een licht vochtig doek of een gebruikelijk meubelschoonmaakmiddel gebruiken.
ES Recomendaciones de cuidado: Para limpiar las superficies del mueble debe usar un trapo humedecido o un producto de limpieza de muebles comercial.
GR Οδηγίες περιποίησης: Για το καθάρισμα των επιφανειών να χρησιμοποιείτε ένα ελαφρά νοτισμένο πανάκι ή λούστρο επίπλων.
IT Indicazione delle superfici e cura: Per la pulizia delle superfici utilizzate un panno leggermente umido o un normale prodotto per la cura dei mobili.
CZ Pokyny k čištění: Na čištění povrchu použijte pouze navlhčený kousek látky nebo běžný prostředek na ošetřování nábytku.
SL Navodilo za nego: Za čiščenje površin uporabljajte malo vlažno sunjo ali trgovsko običajno sredstvo za nego pohištva.
PL Wskazówka pielęgnacyjna: do czyszczenia powierzchni stosować lekko wilgotną ściereczkę lub zwykły środek do pielęgnacji mebli.
BG Указание за поддържане: Използвайте леко навлажнена кърпа или обикновен препарат за поддържане на мебели, за да почистите повърхностите.
HR Upute za njegu: Za čišćenje površina upotrijebiti jednu lako navlaženu krpu i trgovačko uobičajeno sredstvo za njegu namještaja.
LT Rekomendacija priežiūrai: Paviršius valykite drėgna pašluoste arba parduotuvėse įsigytomis baldų priežiūros priemonėmis.
RU Рекомендации по уходу: для очистки поверхностей используйте слегка влажную тряпку или обычное средство по уходу за мебелью.
CN 保养说明: 清洁表面只需用稍微潮湿的布或普通的家具清洁剂即可。
HU Ápolás: A felületek tisztításához enyhén nedves ruhát vagy a kereskedelemben kapható bútorápoló terméket használjon.
AR إرشاد للعناية: يرجى من أجل تنظيف الأسطح استخدام منديل رطب بعض الشيء أو استخدام إحدى مواد تنظيف الأثاث المتوفرة في الأسواق التجارية.

Beschläge

Fittings / Raccords / Hulpstukken /
Фурнитура / 配件 / Vasalatok


YUNY by PAIDI

PAIDI Möbel GmbH - Hauptstraße 87
97840 Hafnlohr - Germany - info@paidi.de

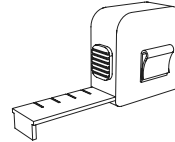
1:1
DIN A4




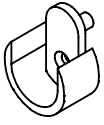

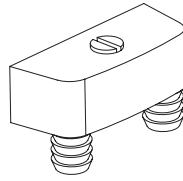
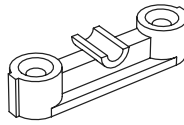


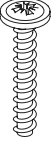
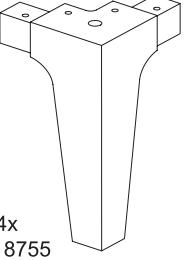




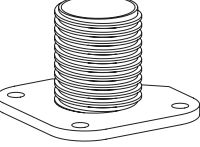
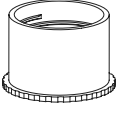

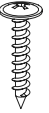

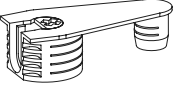

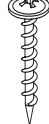
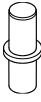

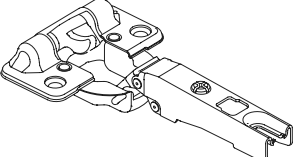
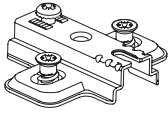


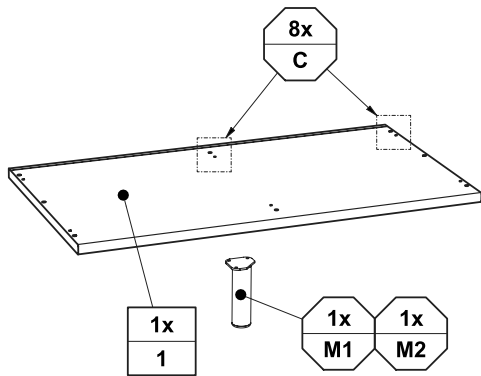
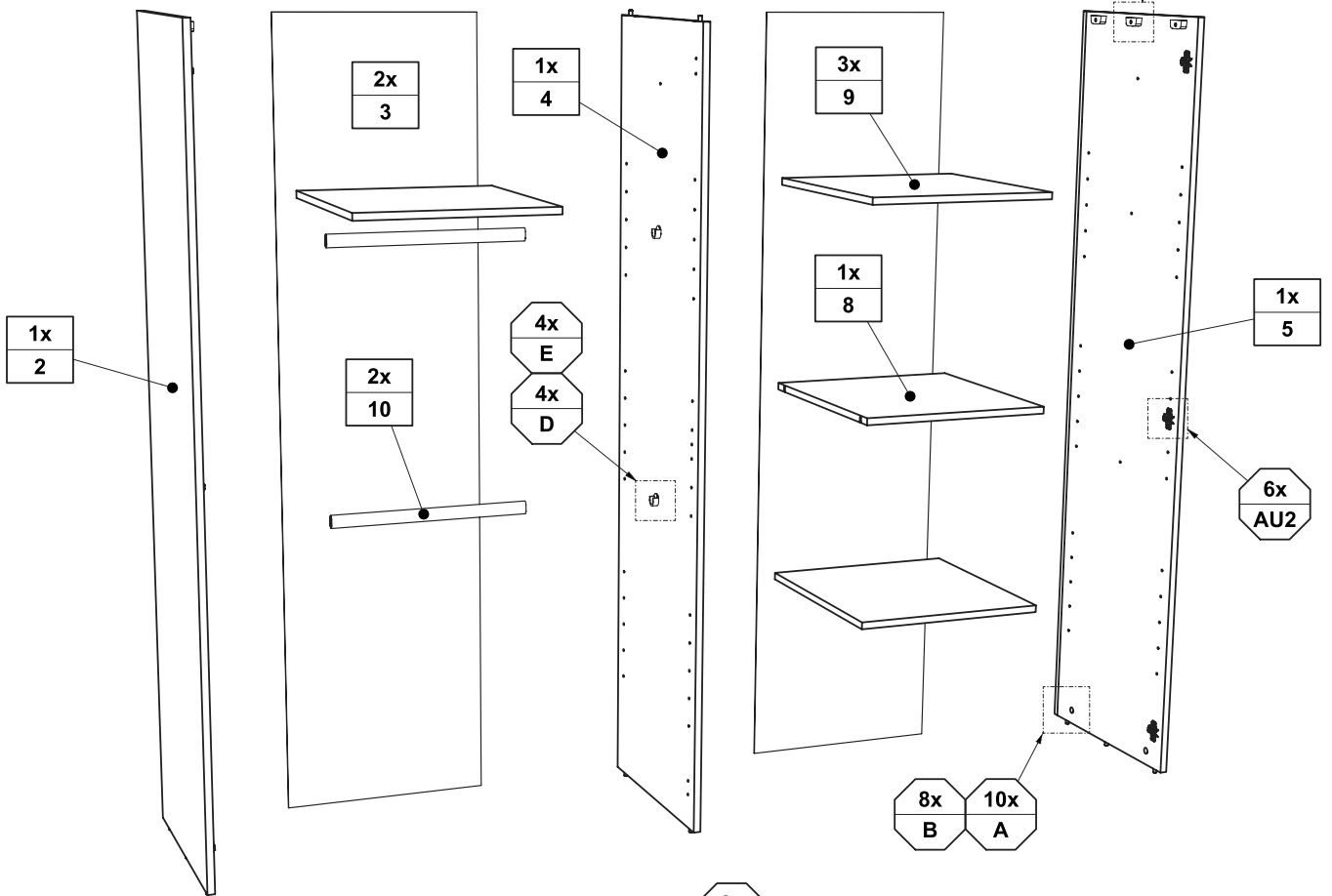
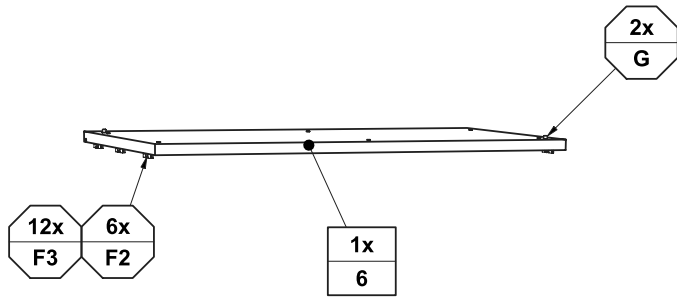
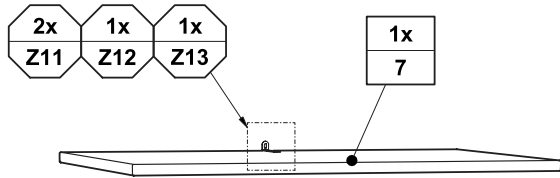
ca. 1,3h

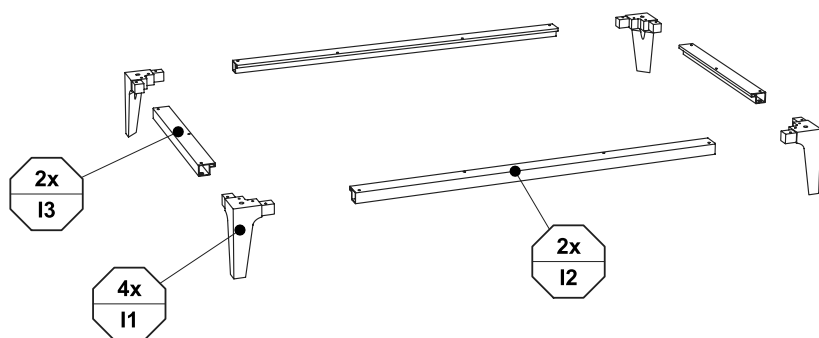
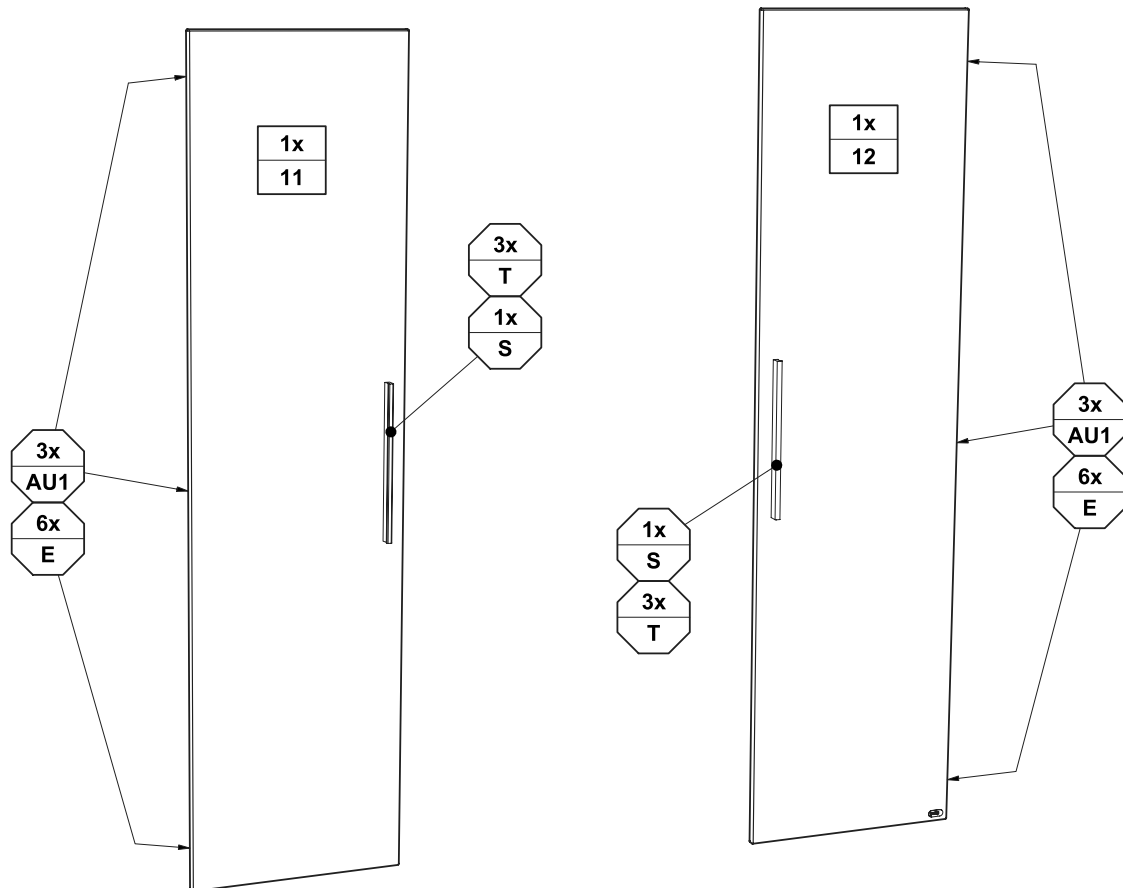


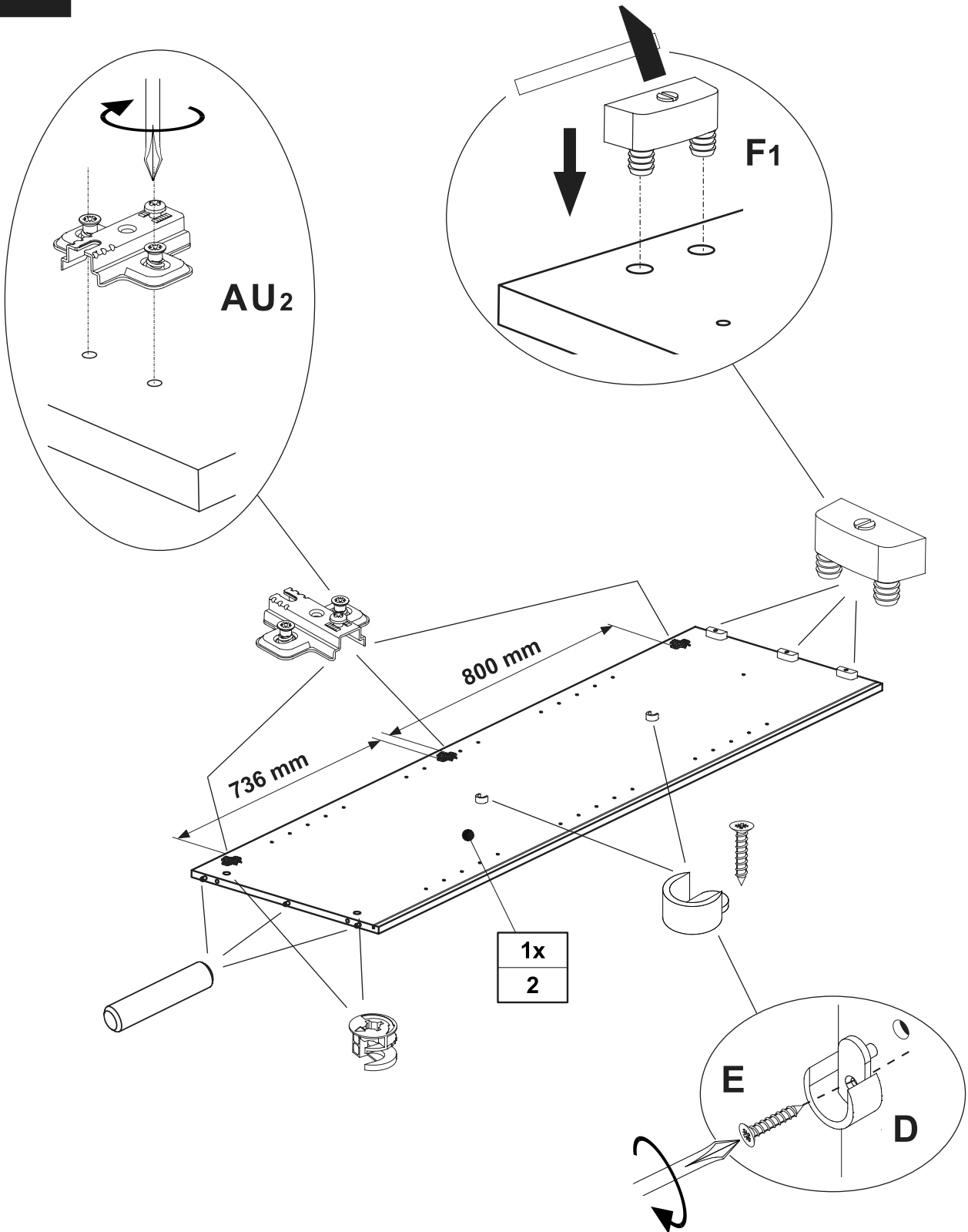
PZ 2



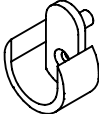

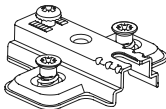
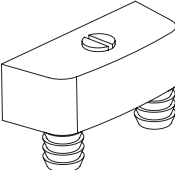


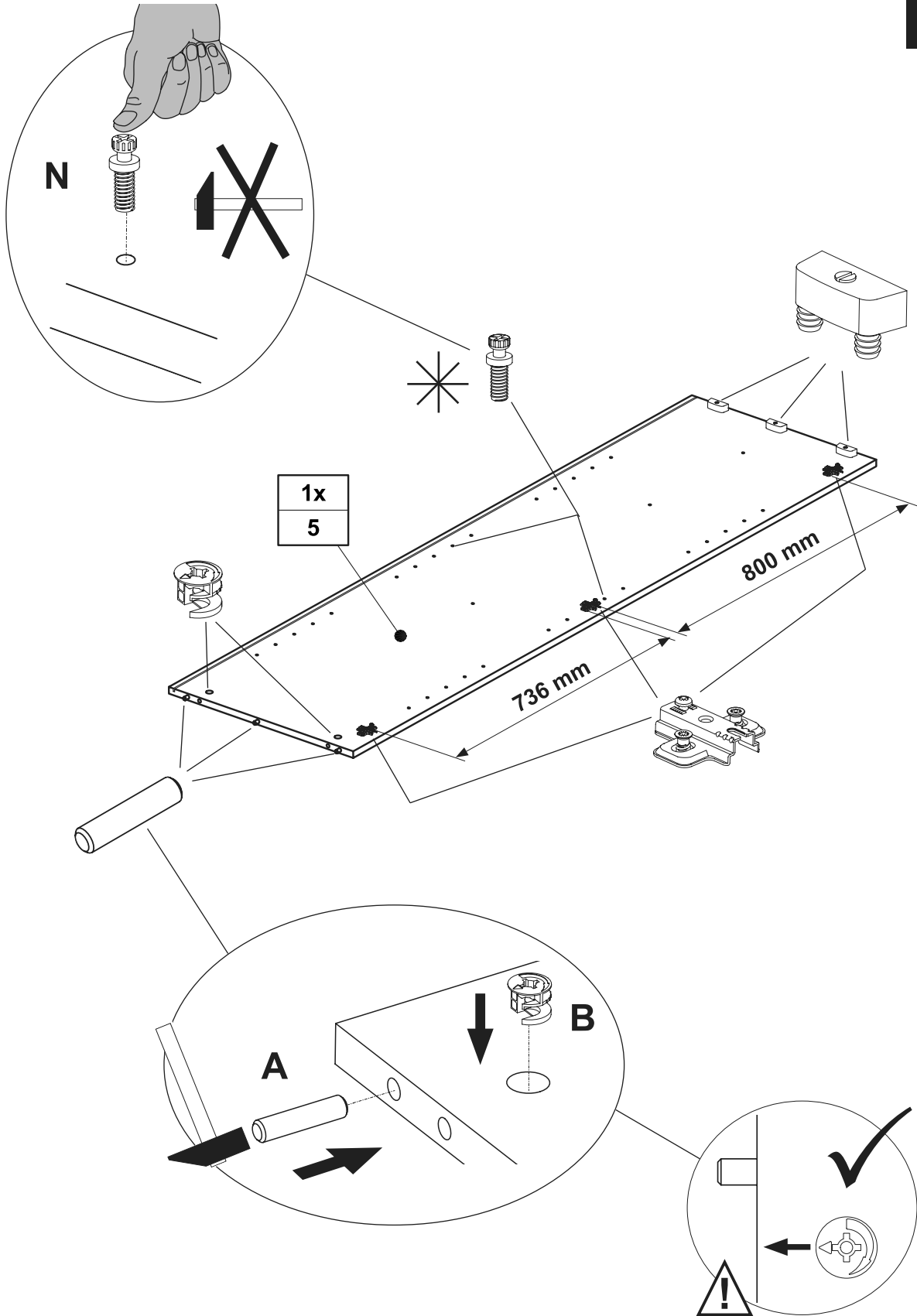
A  ø8 x 35 10x 681 0702	B  8x 681 0859	C  8x 681 0757	D  4x 681 1647	E  3,5 x 15 16x 681 2639	F1  6x 681 0861	F2  6x 681 0886	F3  3,5 x 20 12x 681 4888	G  ø8 x 15 2x 681 0701	H  6,3 x 35 6x 681 5055
I1  4x 681 8755	I2 Sockelprofil Länge: 823mm 2x 681 8760	I3 Sockelprofil Länge: 377mm 2x 681 8764	J  4,0 x 40 8x 681 4907	K  4,0 x 25 8x 681 4896	L  4,0 x 20 6x 681 4917	M1  1x 681 8767			
M2  1x 681 8406	 1x	 1x	 3x 4,0 x 17	N  4x 681 8126	O  4x 681 8021 WEISS	P  10x 681 2498	Q  3,0 x 20 9x 681 4914		
R  12x 681 0350	S Griffstange Länge: 340mm 2x 681 8843	T  4,0 x 30 6x 681 4910	AU1  6x 681 2630	AU2  6x 681 2640					







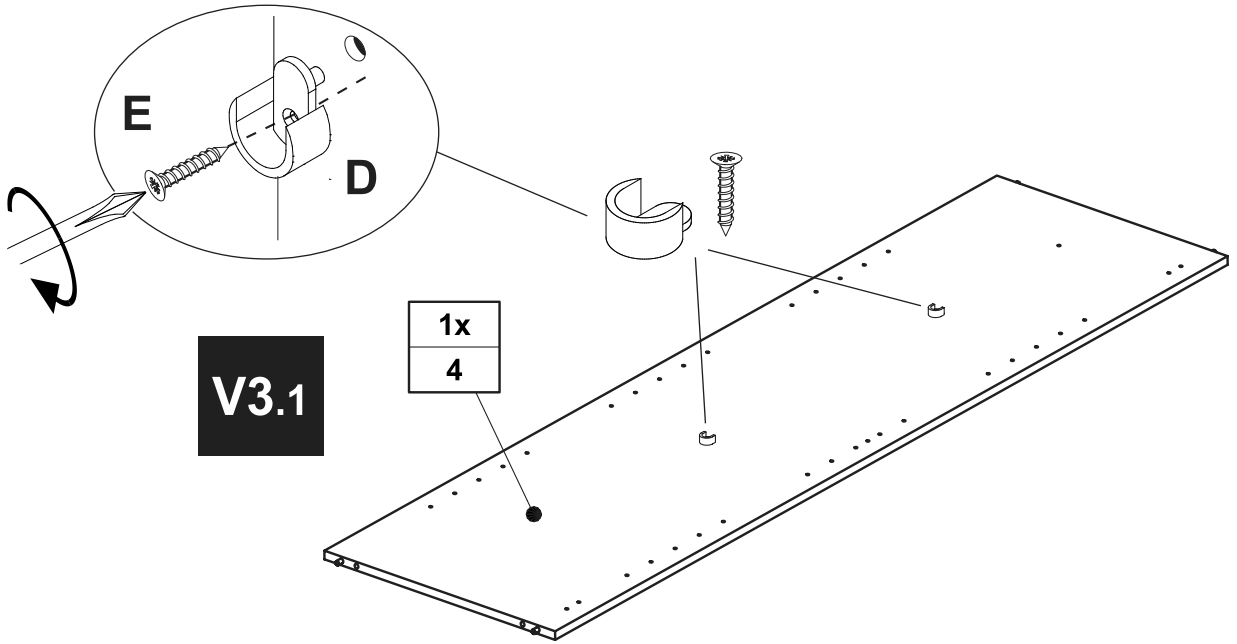
A	B	D	E	AU2	F1
					
ø8 x 35 3x 681 0702	2x 681 0859	2x 681 1647	3,5 x 15 2x 681 2639	3x 681 2640	3x 681 0861



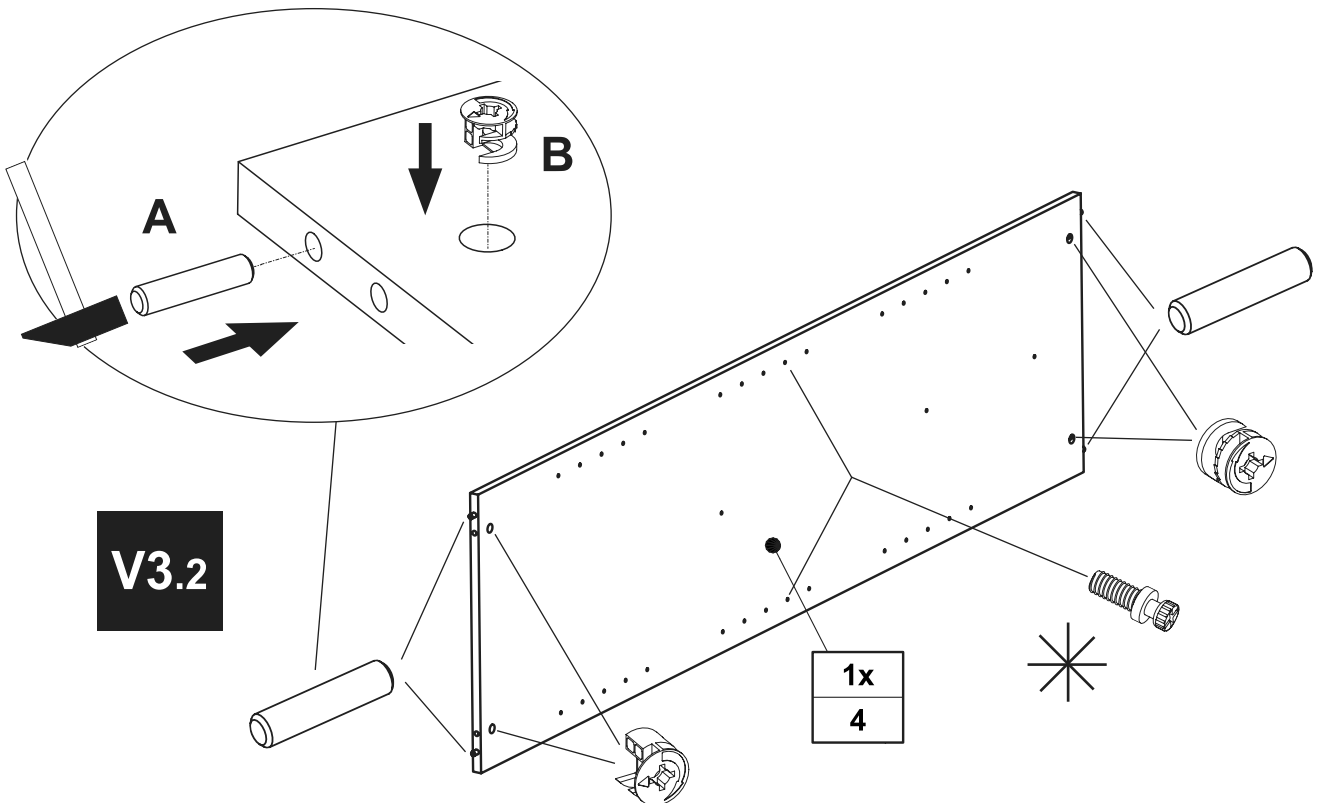
A	B	AU2	F1	N
ø8 x 35 3x	2x	3x	3x	2x
681 0702	681 0859	681 2640	681 0861	681 8126

V3



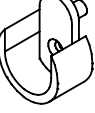


✳ = **Einbauhöhe vom Einlegboden ist variabel !**
 Installation height of the shelves is variable!
 La hauteur de montage des rayons est variable!
 Montagehoogte van de legplanken is variabel!
 Высоту установки полок можно изменять!
 隔板的安装高度是可变的!


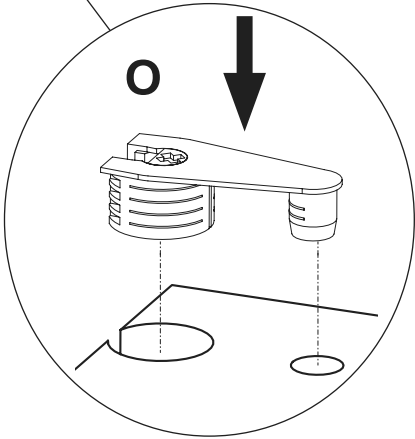
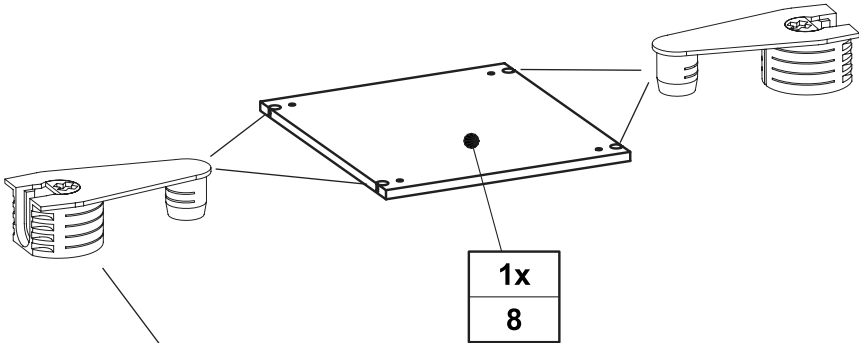


V3.1




V3.2

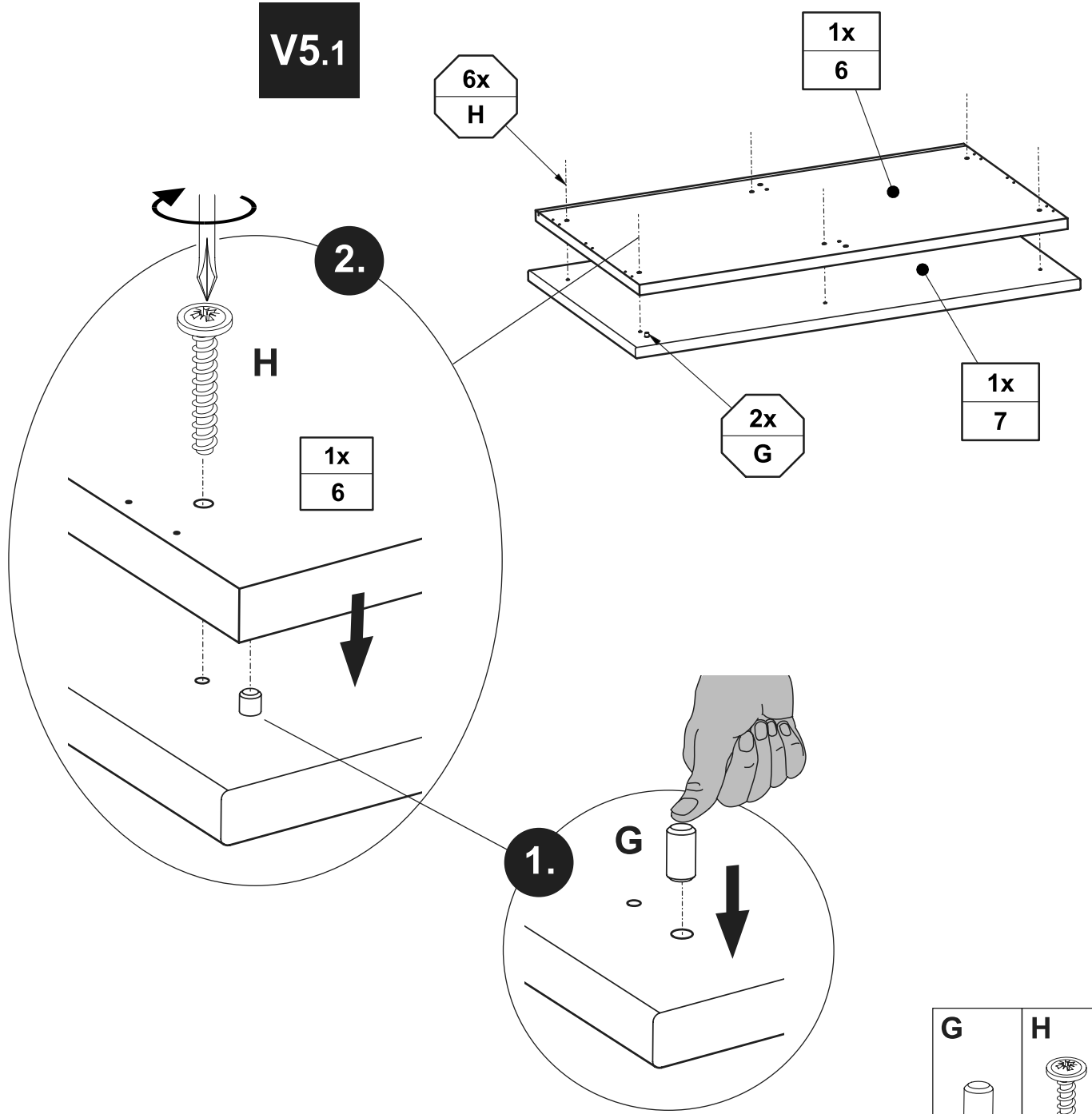
A	B	D	E	N
				
ø8 x 35 4x 681 0702	4x 681 0859	2x 681 1647	3,5 x 15 2x 681 2639	2x 681 8126


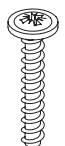


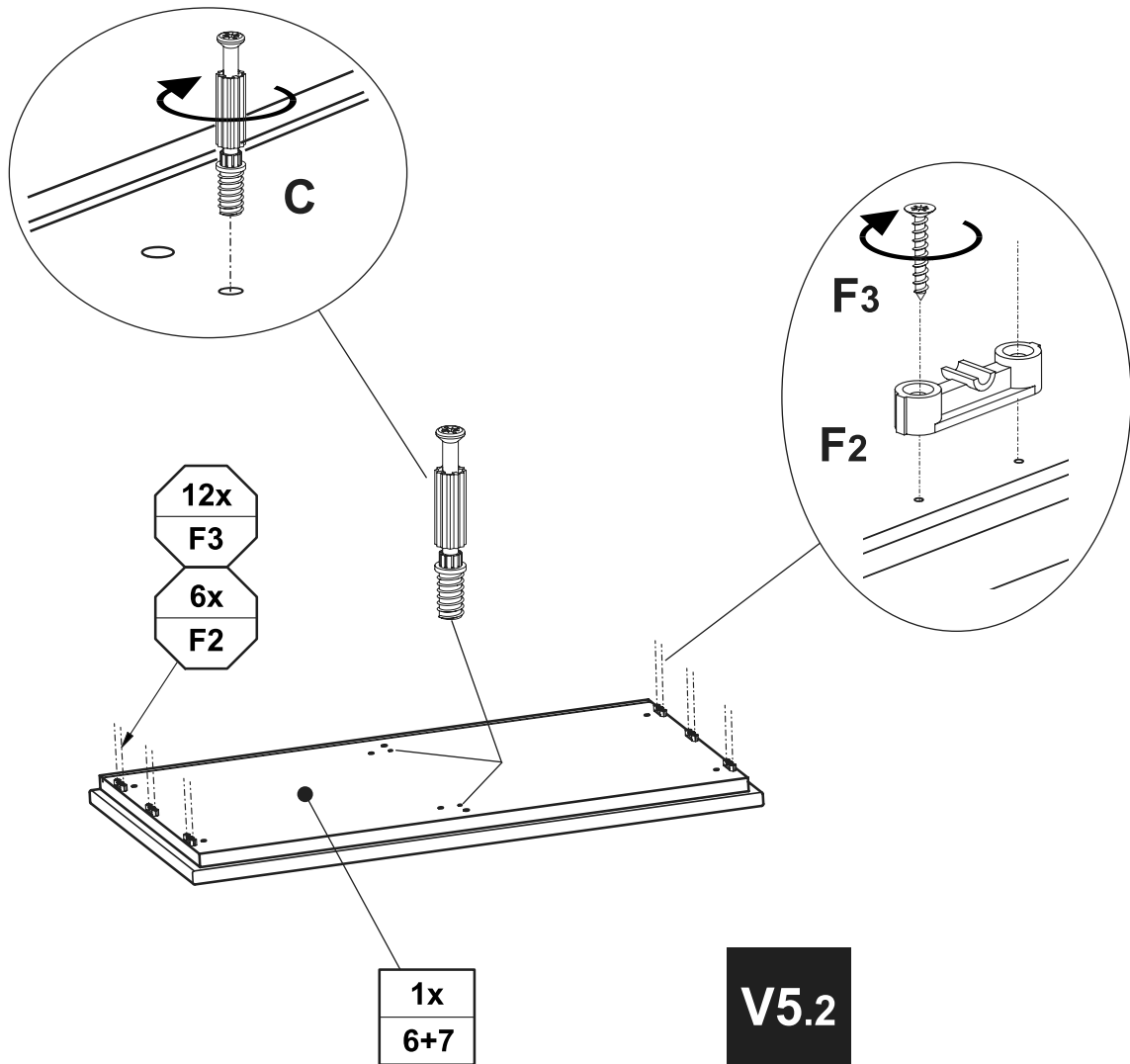
V5

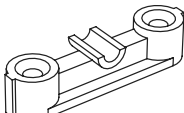




V5.1

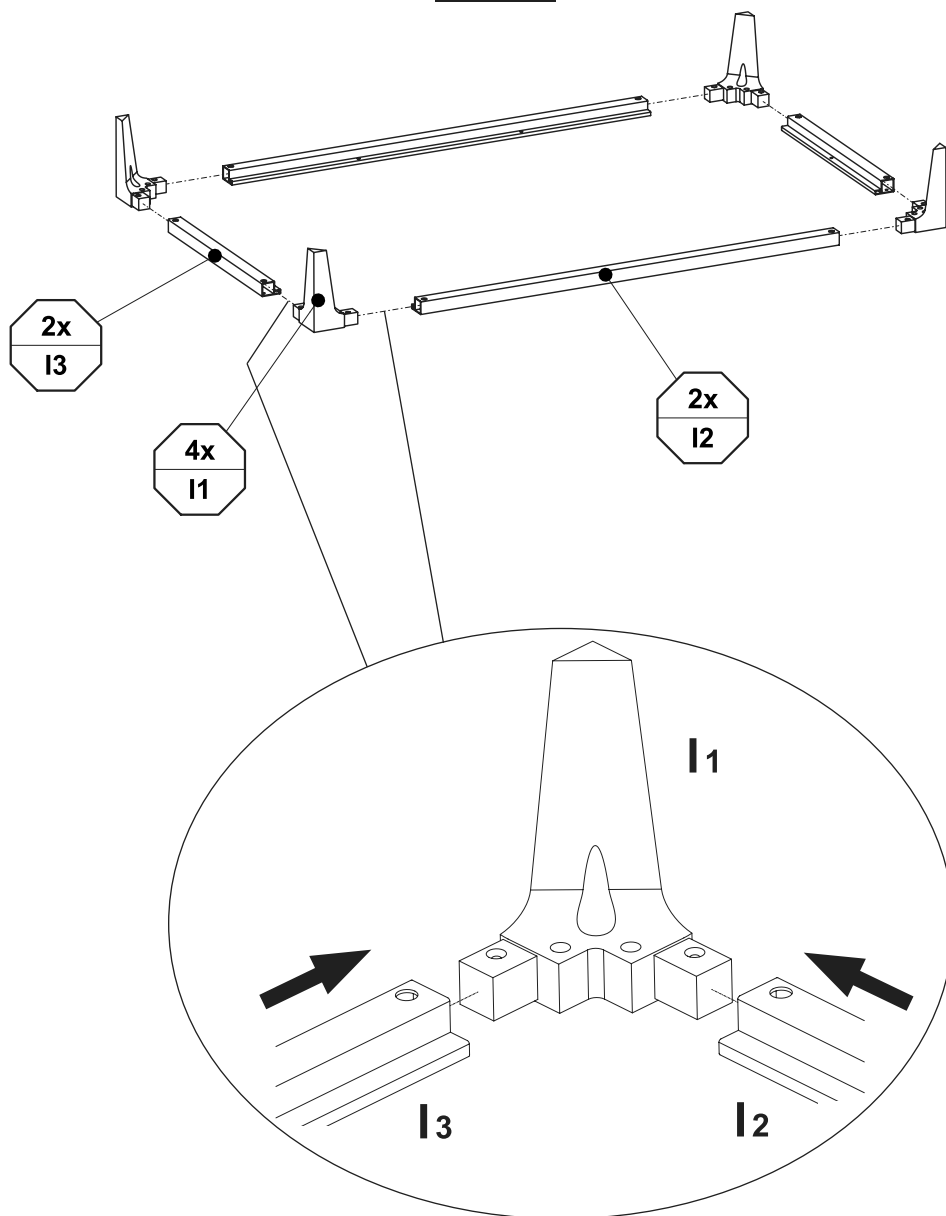


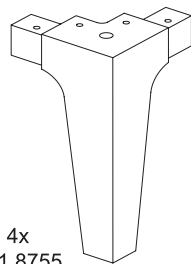
G	H
	
ø8 x 15 2x 681 0701	6,3 x 35 6x 681 5055



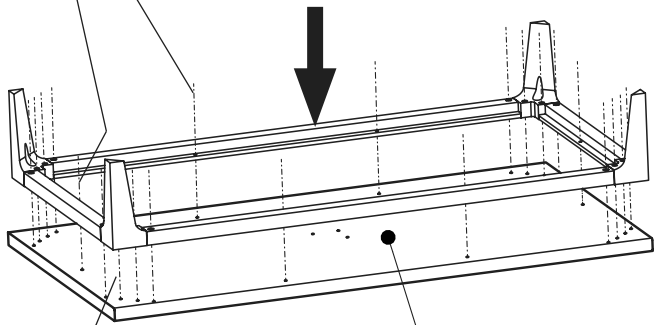
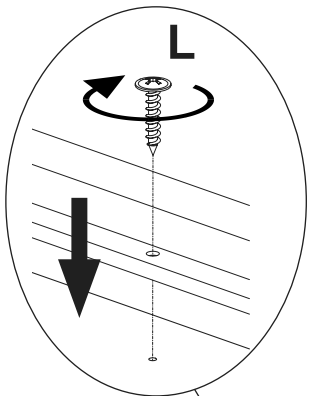
F2	F3	C
		
6x 681 0886	3,5 x 20 12x 681 4888	2x 681 0757

V6.1

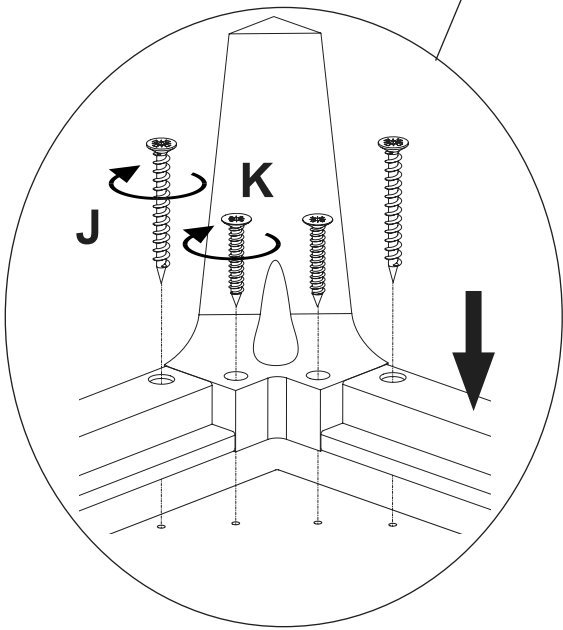


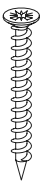

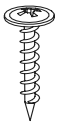
<p>I1</p>  <p>4x 681 8755</p>	<p>I2</p> <p>Sockelprofil</p> <p>Länge: 823mm</p> <p>2x 681 8760</p>	<p>I3</p> <p>Sockelprofil</p> <p>Länge: 377mm</p> <p>2x 681 8764</p>
--	--	--

V6.2



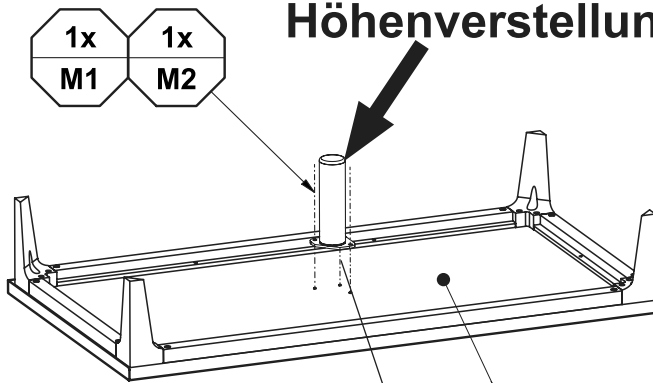
1x
1



J	K	L
		
4,0 x 40 8x	4,0 x 25 8x	4,0 x 20 6x
681 4907	681 4896	681 4917

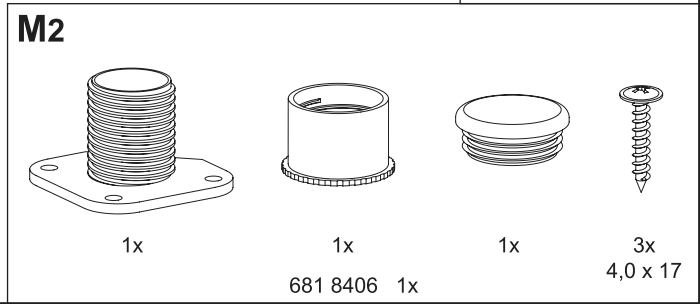
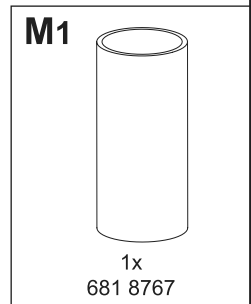
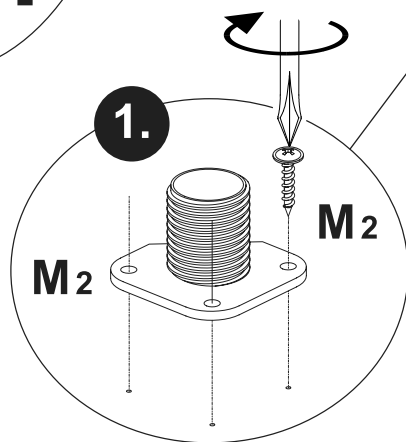
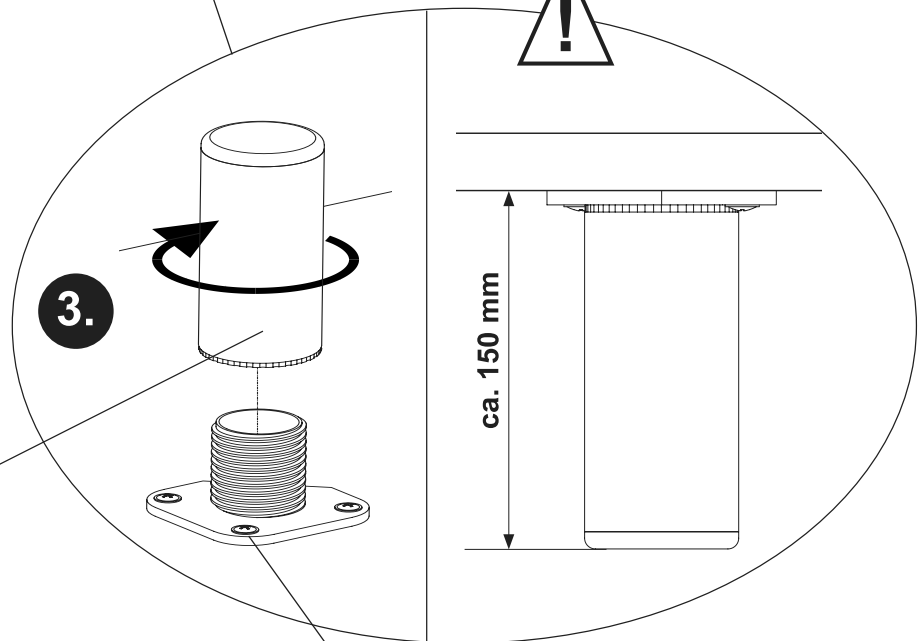
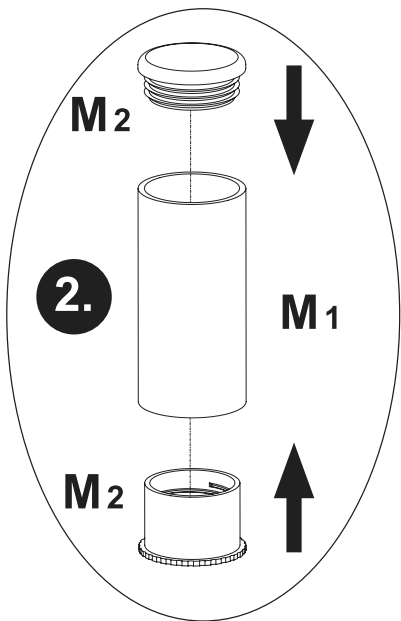


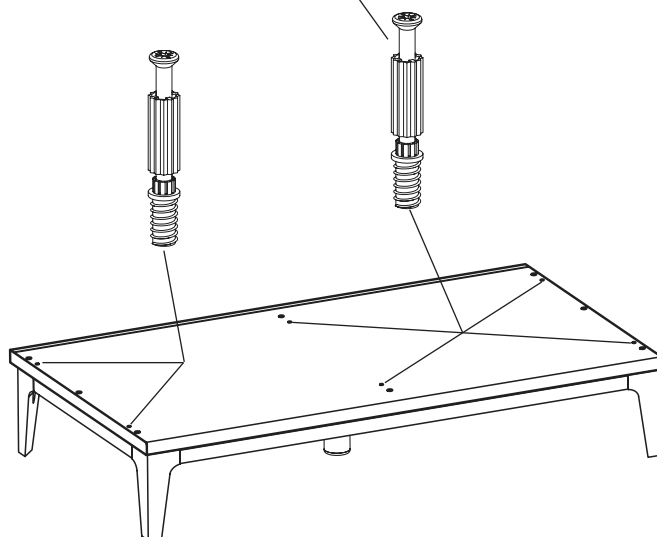
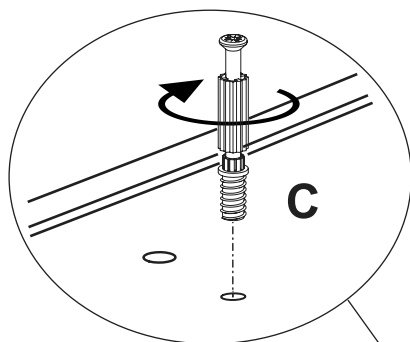
Höhenverstellung !!



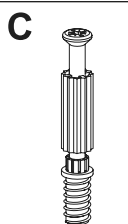
Height adjustment !
 Réglage de la hauteur !
 Hoogteverstelling !
 Регулировка высоты !
 高度调整!

V6.3



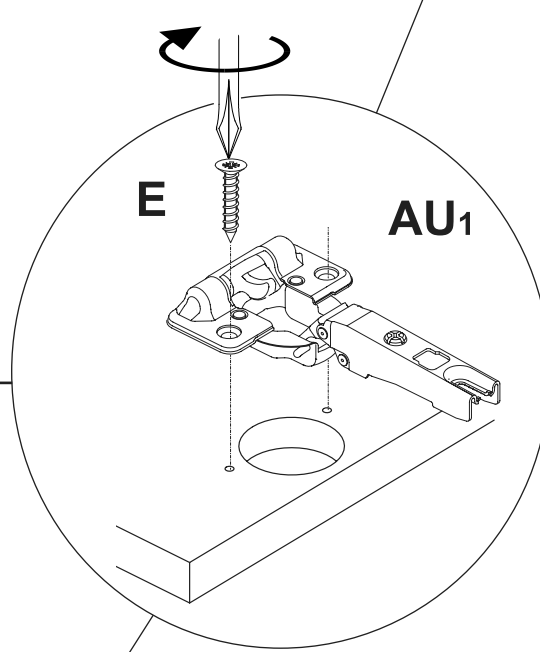
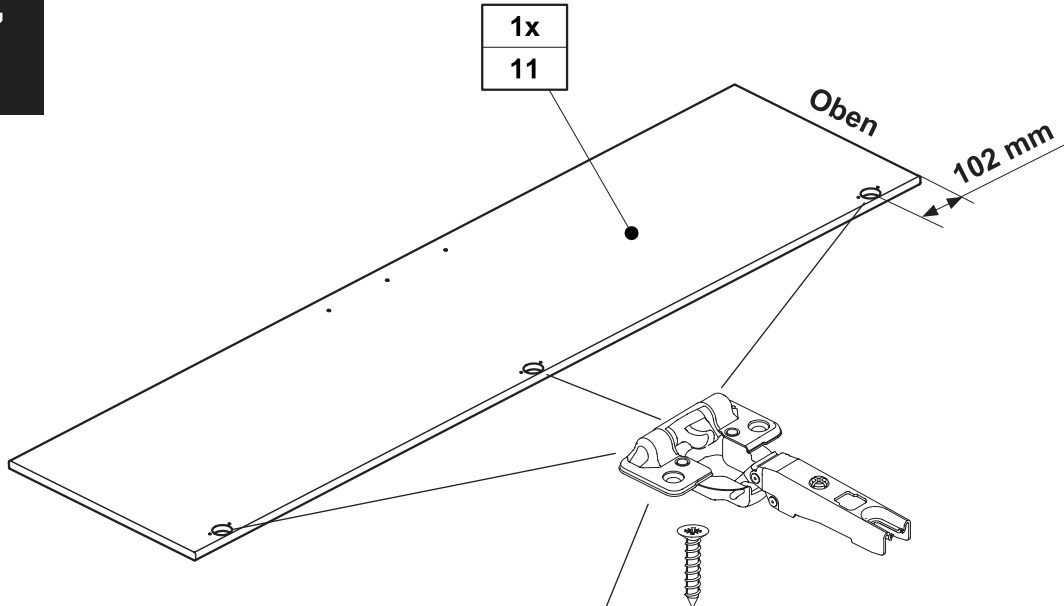


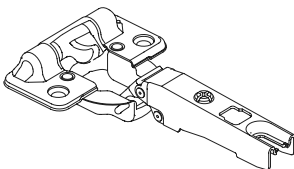

V6.4



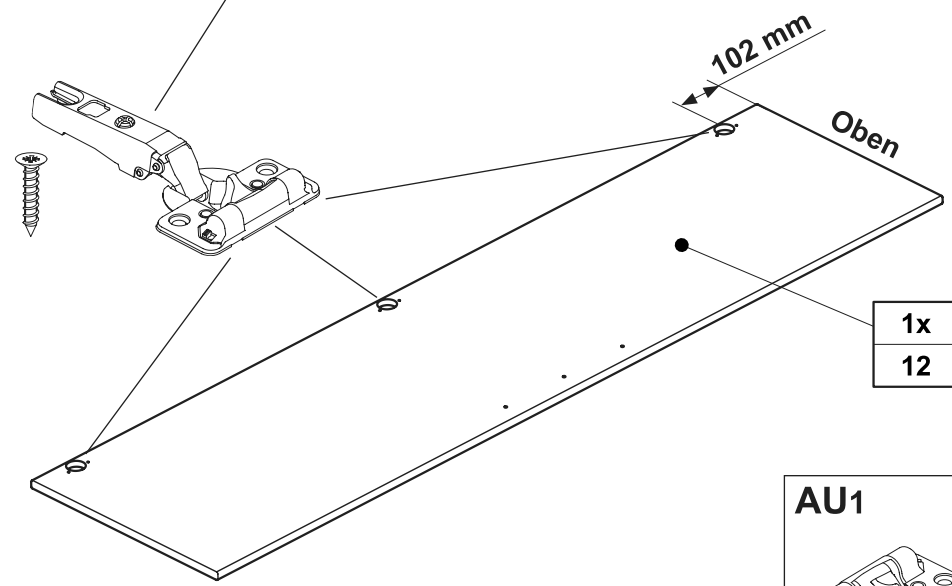
6x
681 0757

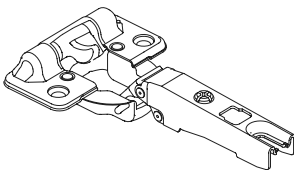

V7

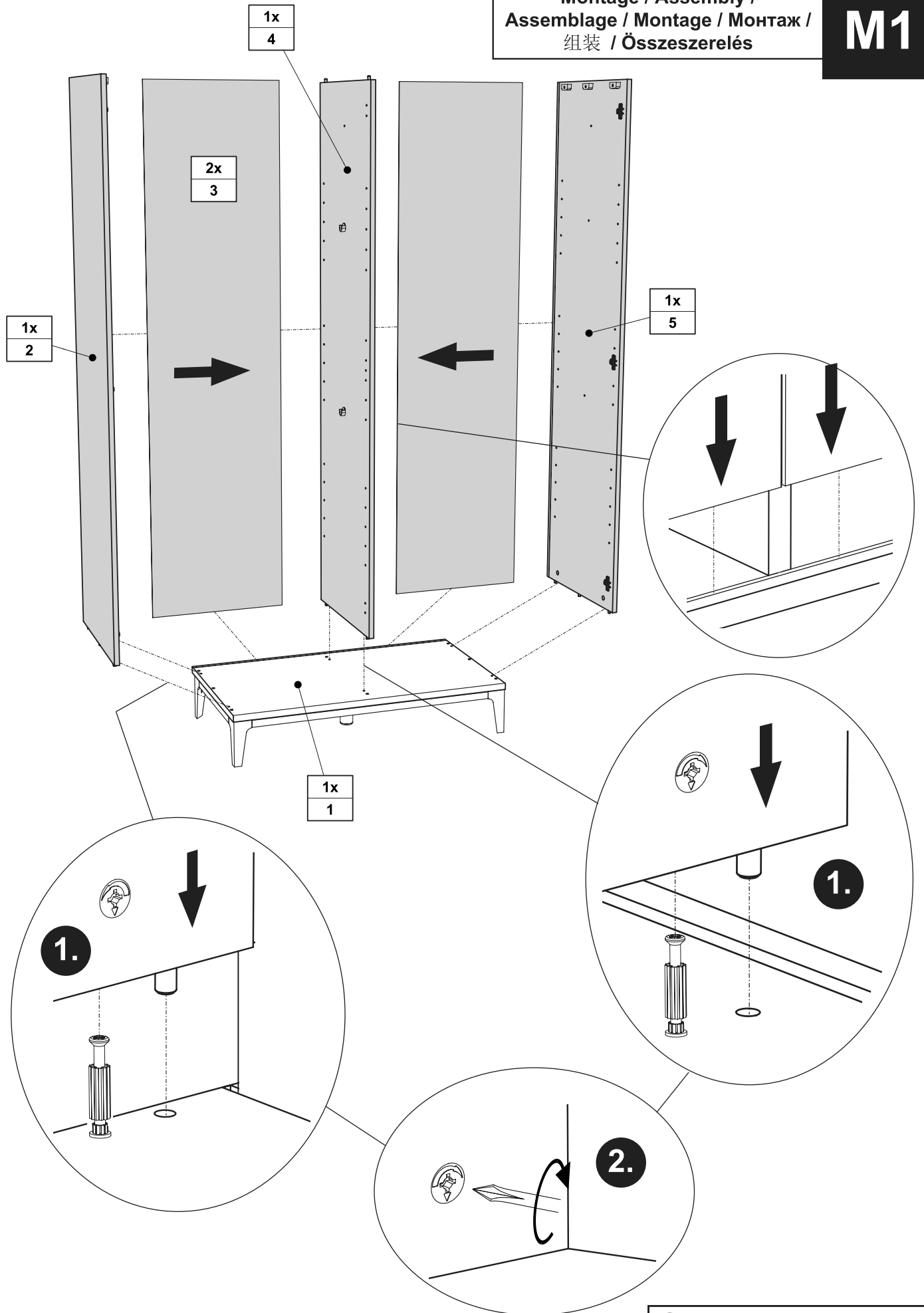


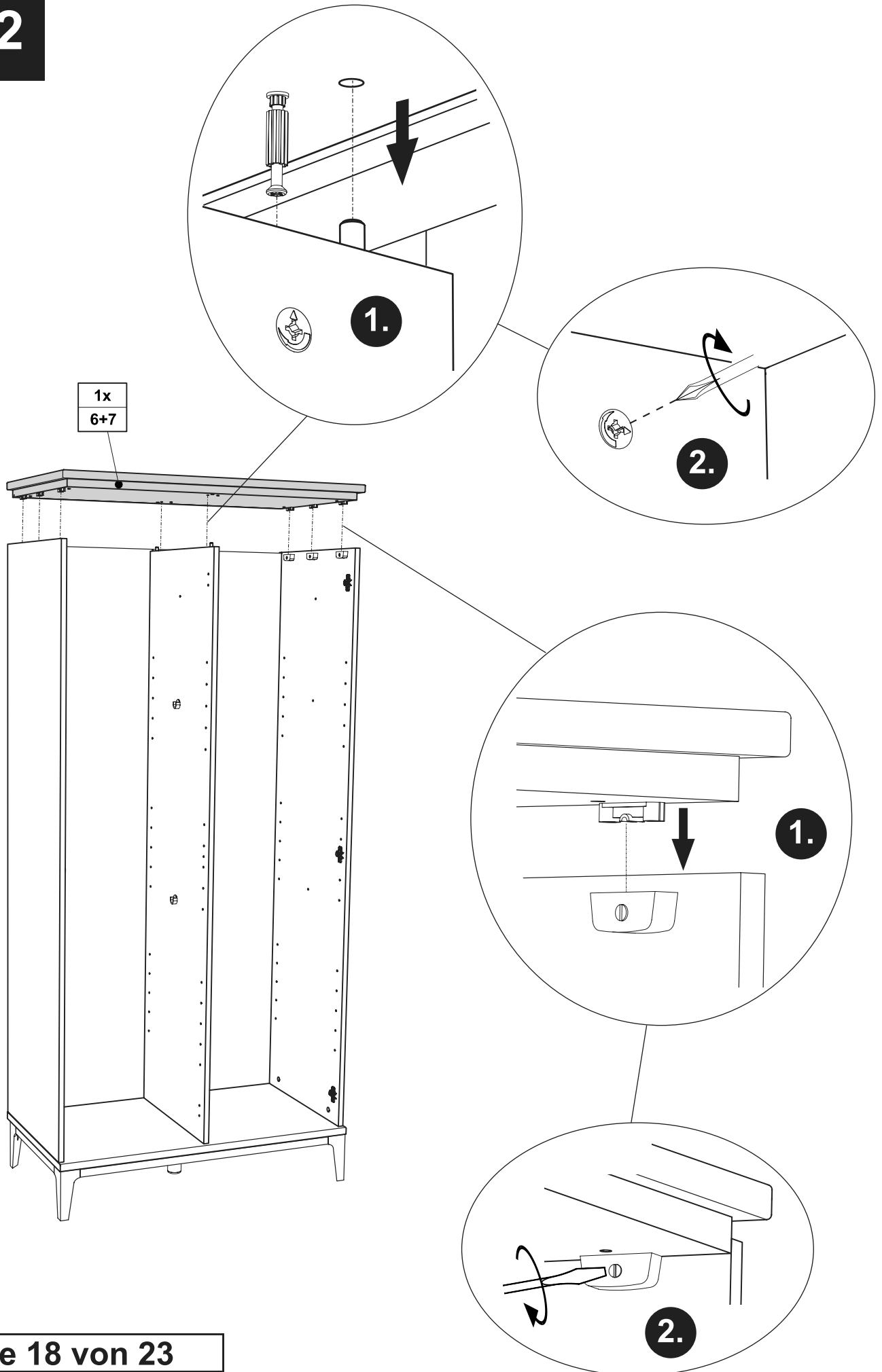
AU1  3x 681 2630	E  3,5 x 15 6x 681 2639
--	---

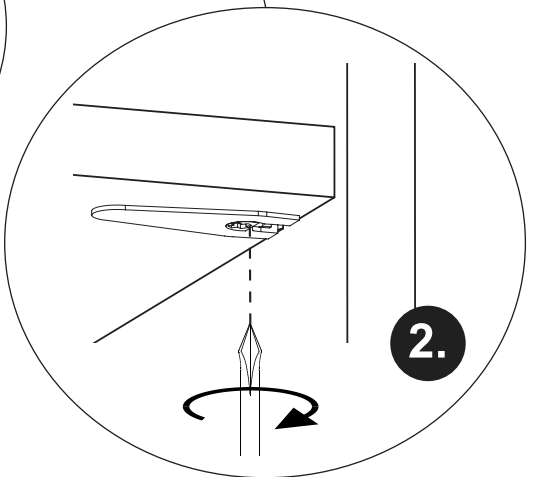
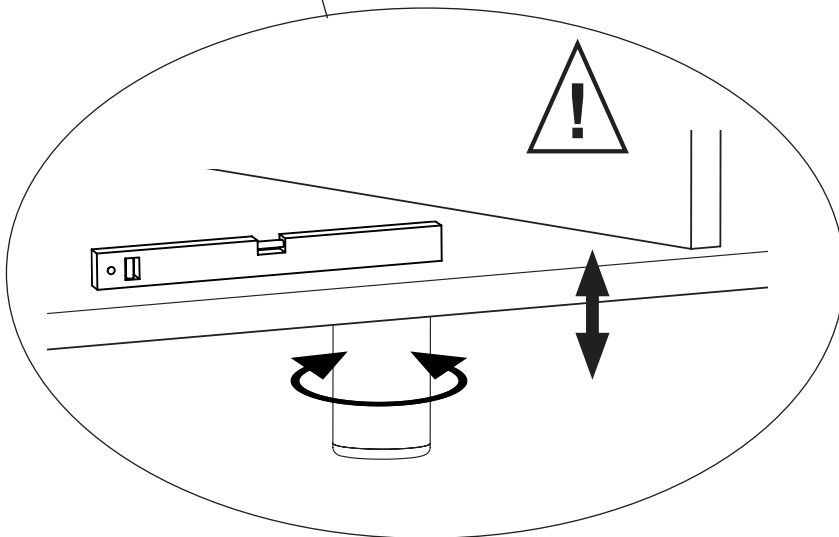
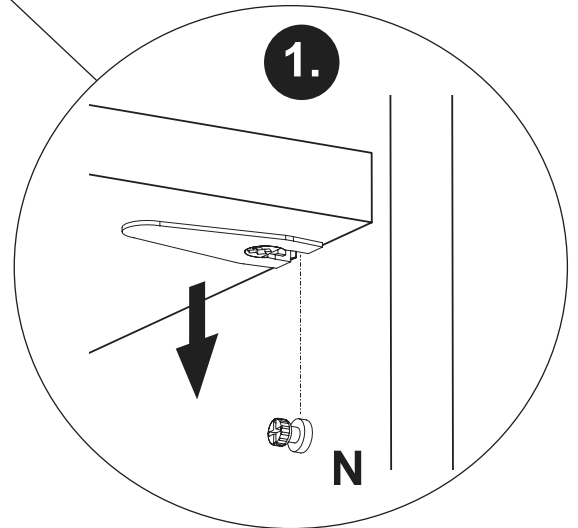
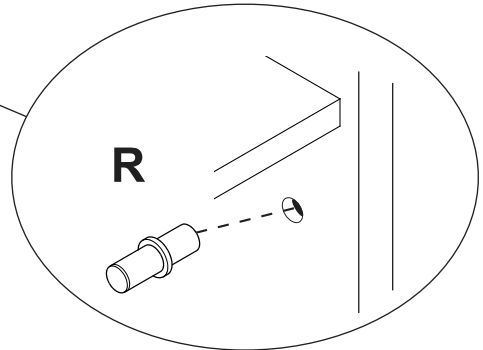
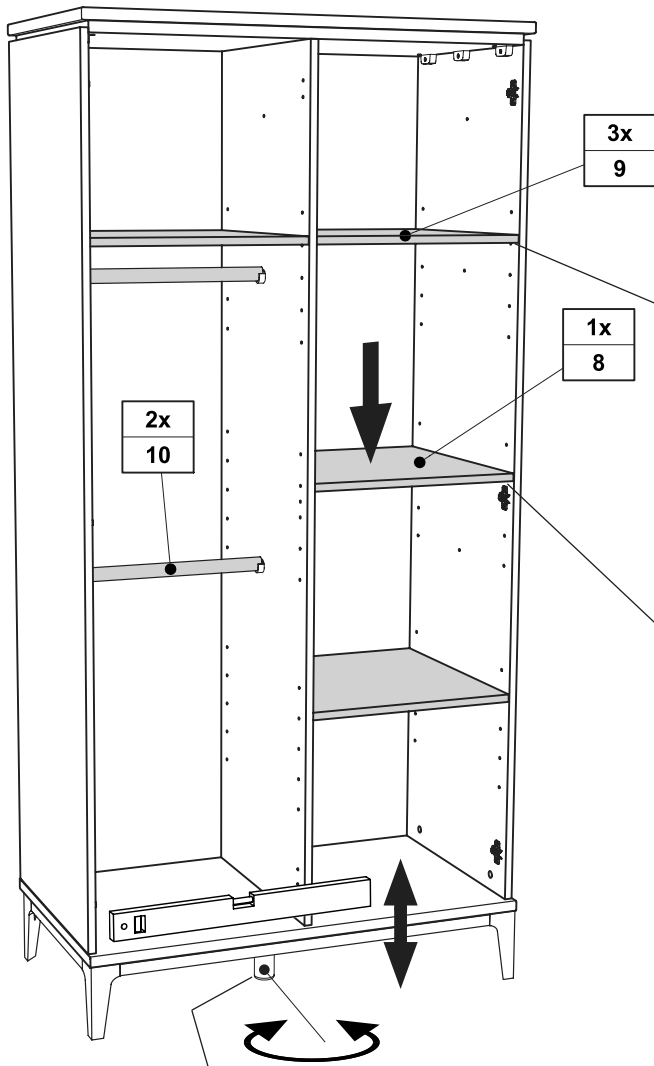
V8



AU1  3x 681 2630	E  3,5 x 15 6x 681 2639
---	---







R

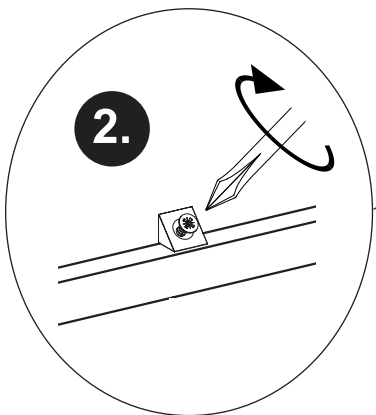
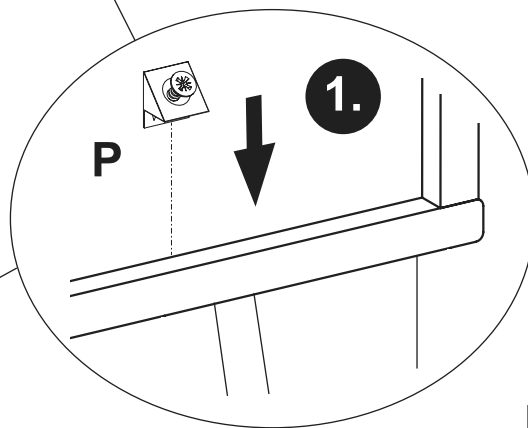
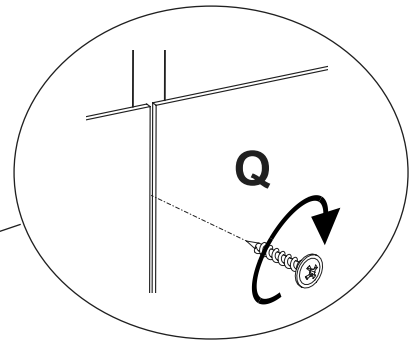
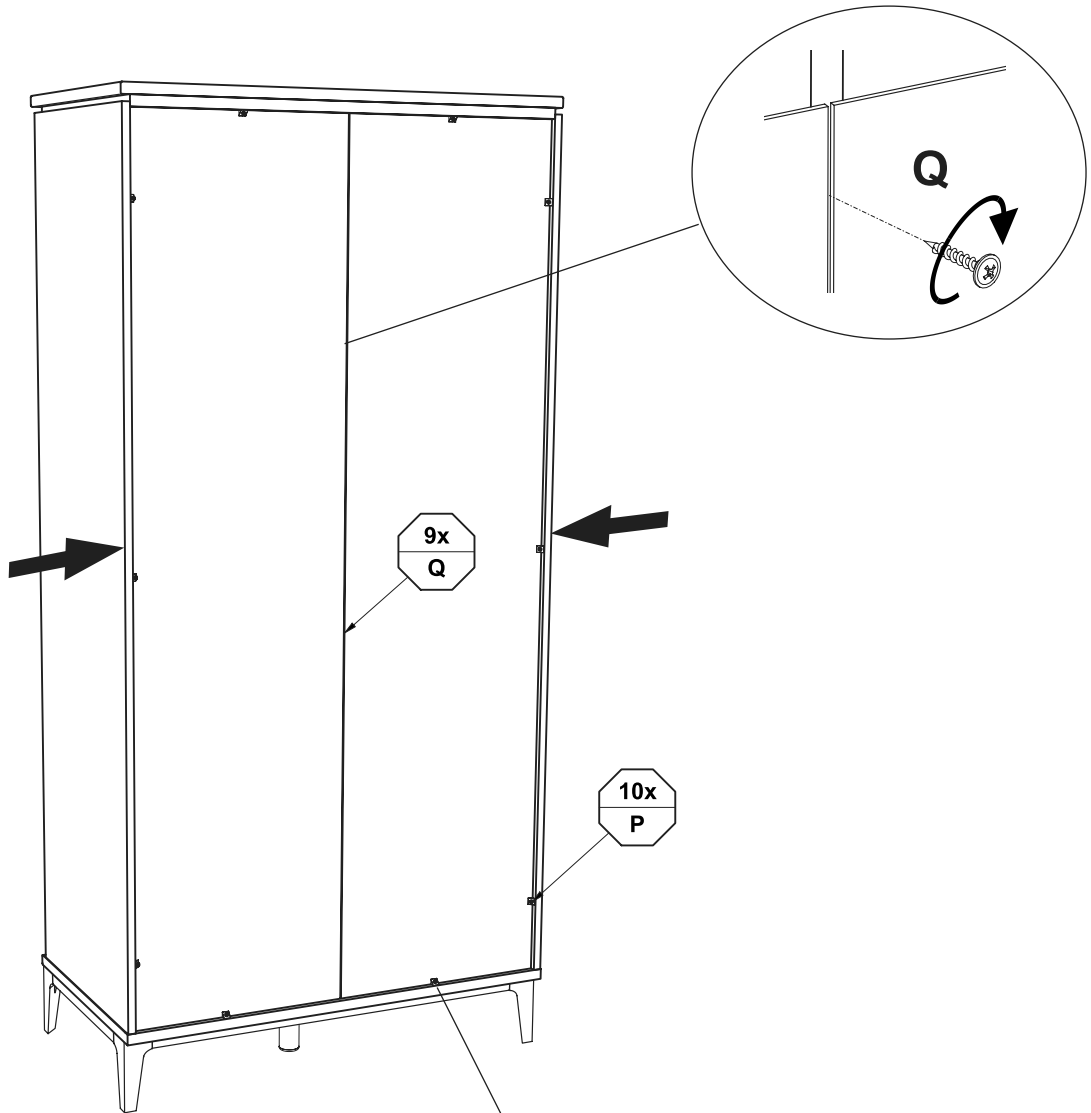


12x
681 0350



Höhenverstellung !!

Height adjustment !
 Réglage de la hauteur !
 Hoogteverstelling !
 Регулировка высоты !
 高度調整!



P	Q
10x 681 2498	3,0 x 20 9x 681 4914

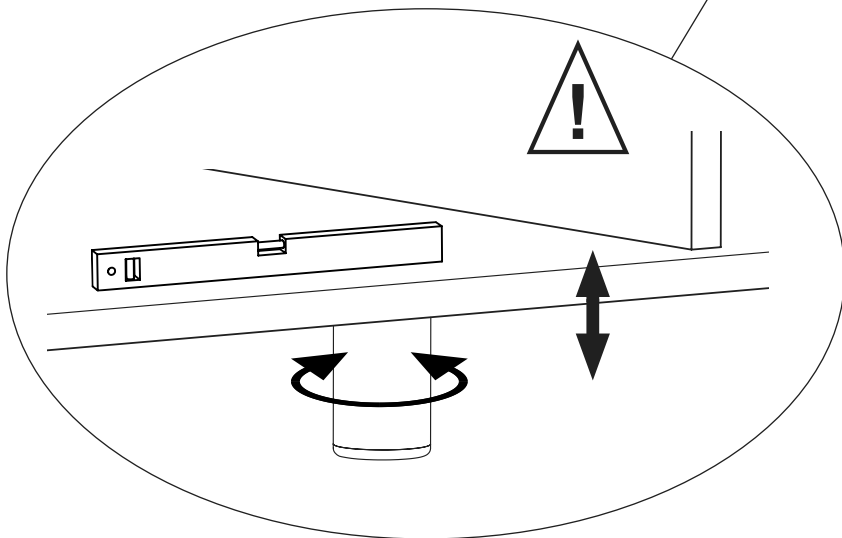
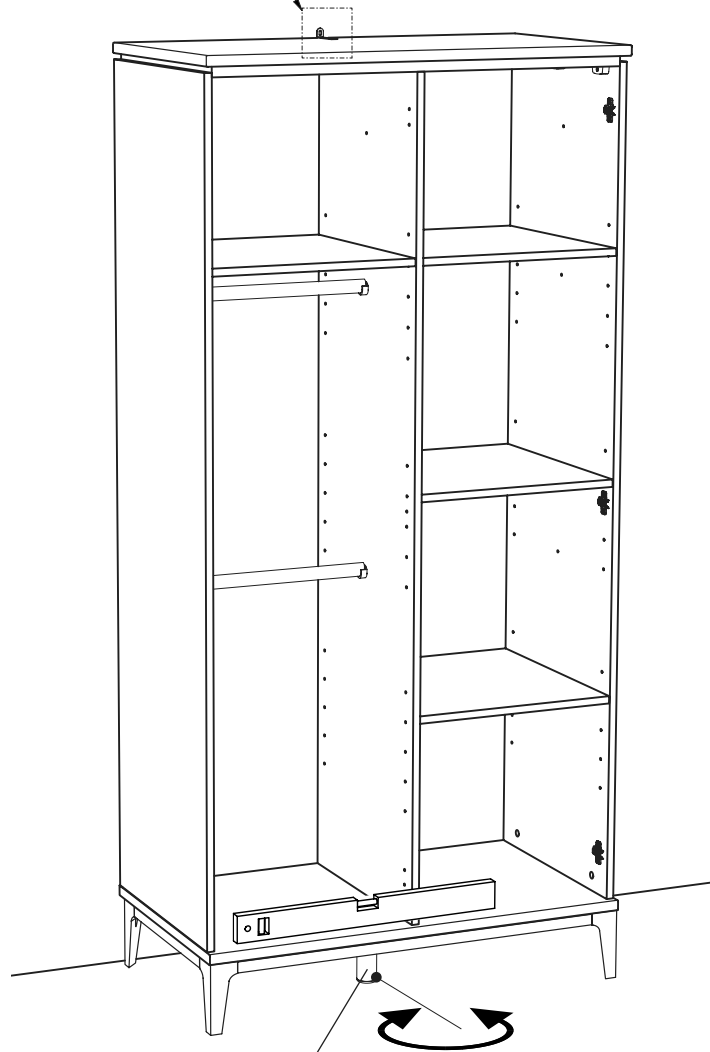
Kippsicherung !!

M5

PK-Nr. 2800
Version 2

2x Z11 1x Z12 1x Z13

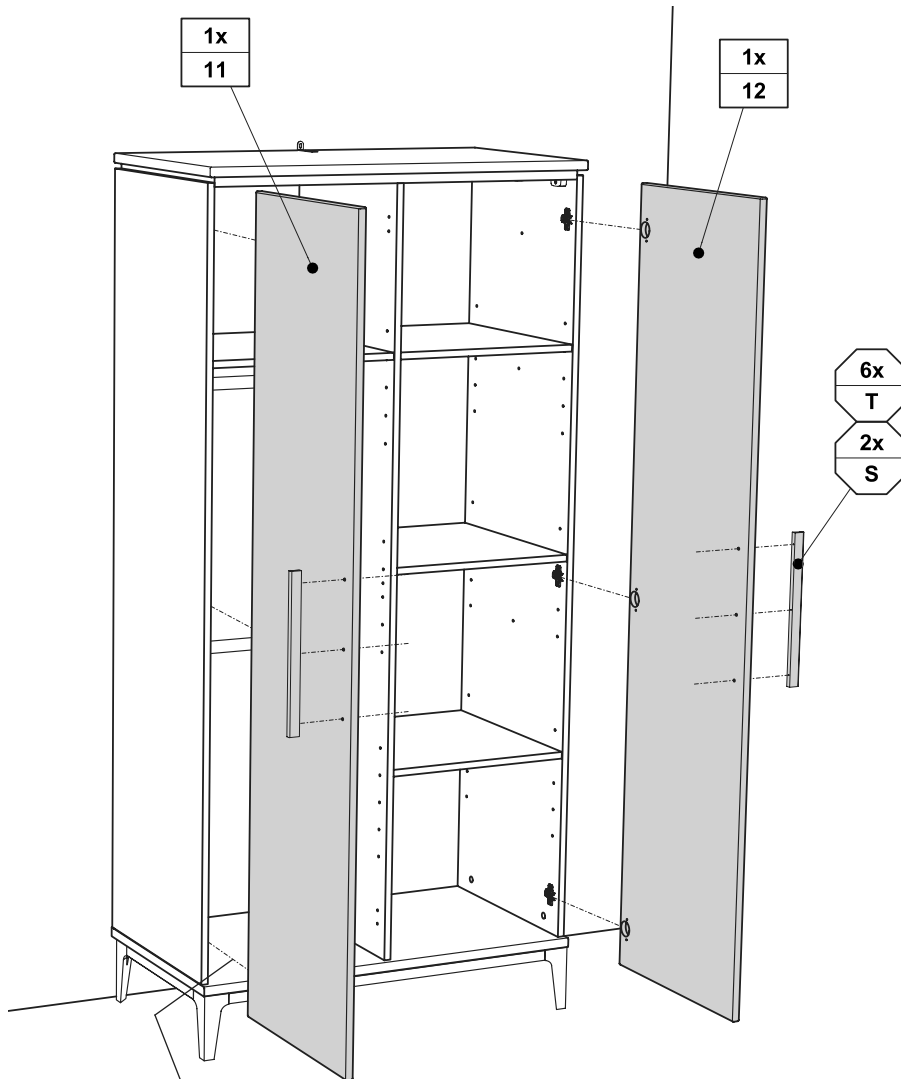
Tilt protection !
Dispositif anti-basculement !
Kantelbeveiliging !
Защита от опрокидывания !
防傾倒装置!




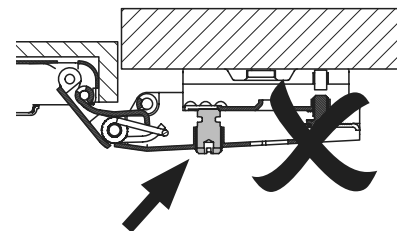
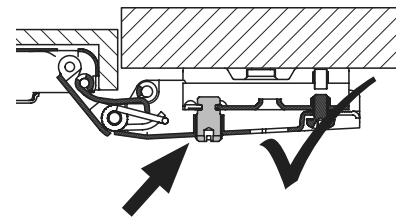
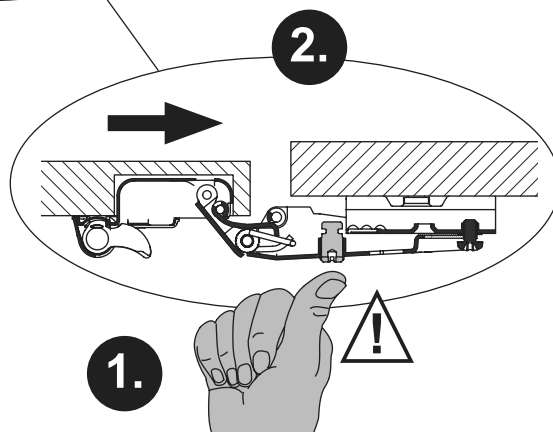
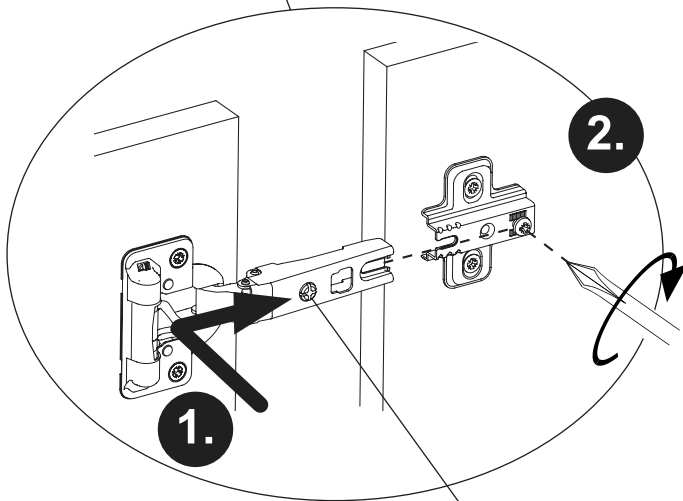
Höhenverstellung !!

Height adjustment !
Réglage de la hauteur !
Hoogteverstelling !
Регулировка высоты !
高度調整!

M6



S	T
Griffstange	
Länge: 340mm	
2x 681 8843	4,0 x 30 6x 681 4910



Justierung der Türen

Adjustement of doors
Réglage des portes
Afstelling van de deuren
Регулировка дверок
门的调整

