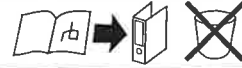


# MONTAGE HANDLEIDING

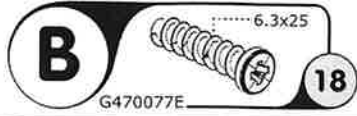
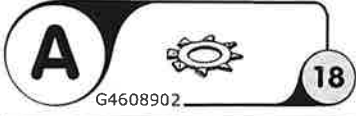
INSTRUCTIONS DE MONTAGE - ASSEMBLY INSTRUCTION - MONTAGE ANLEITUNG - STRUZIONI DI MONTAGGIO  
INSTRUÇÕES DE MONTAGEM - INSTRUCCIONES DE MONTAJE - MONTAŽU UPUTE

# SXMM-TAFEL

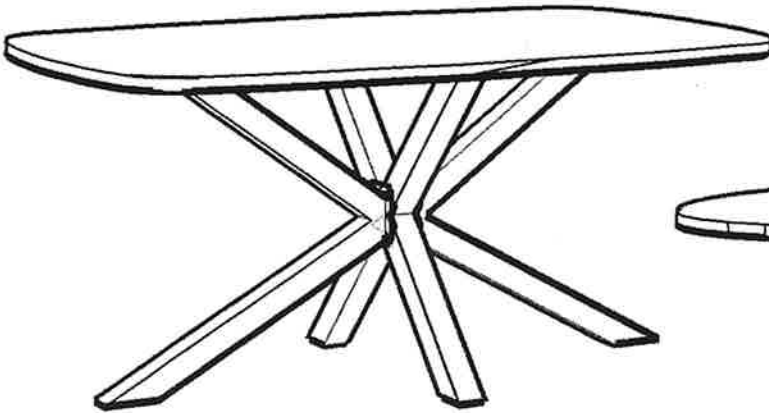
table - tafel - table



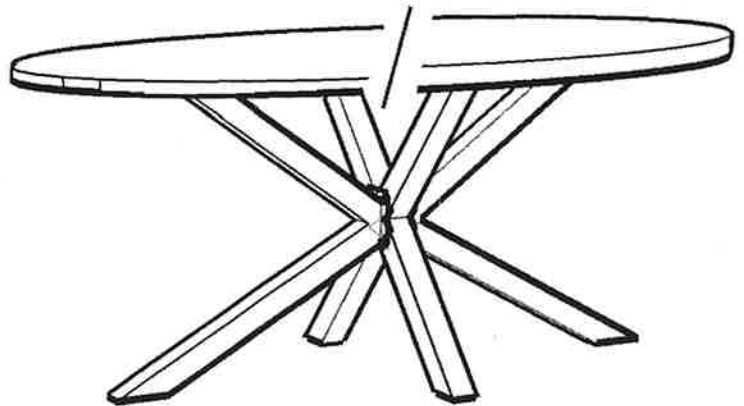
Young budget furniture



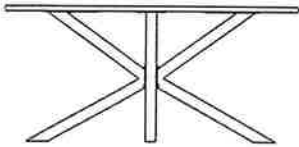
## TD



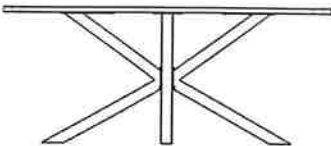
## TOV



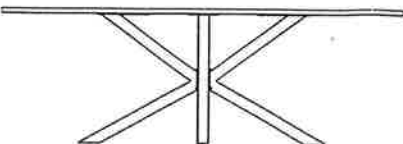
TD17SXMM28 1630x1000



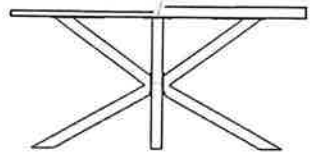
TD19SXMM28 1830x1000



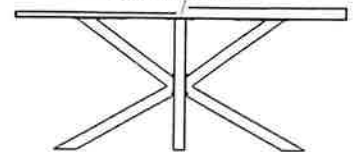
TD23SXMM28 2250x1000



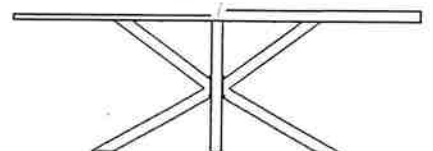
TOV17SXMM28/50 1630x1000



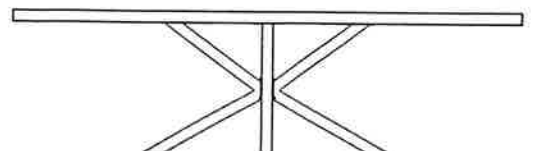
TOV19SXMM28/50 1830x1000



TOV23SXMM28/50 2250x1200



TOV26SXMM50 2600x1300



## GEGEVENS AANKOPER

INFORMATIONS ACHETEUR - BUYER INFORMATION - KAUFER INFORMATIONEN

### WINKEL

MAGASIN - SHOP - GESCHÄFT

### PLAATS

LIEU - TOWN - ORT

### ORDERBEVESTIGINGSNUMMER

N° DE CONFIRMATION DE LA COMMANDE - ORDER CONFIRMATION N°

### KLEUR

COULEUR - COLOR - FARBE

### AANKOOPDATUM

DATE DE L'ACHAT - DATE OF PURCHASE - KAUFDATUM

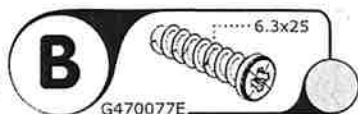
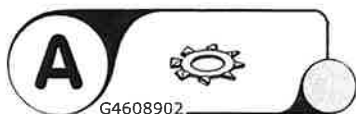
### UW REFERENTIE

REFERENCE - REFERENCE - REFERENZ

### FACTUURNUMMER

NUMERO DE FACTURE - INVOICE NUMBER - RECHNUNGSNUMMER

8



**1a** TD17TOP28P (TD17SXMM28)

**1a** TD19TOP28P (TD19SXMM28)

**1a** TD23TOP28P (TD23SXMM28)

**1b** TOV17TOP28P (TOV17SXMM28)

**1b** TOV19TOP28P (TOV19SXMM28)

**1b** TOV23TOP28P (TOV23SXMM28)

**1c** TOV17TOP50P (TOV17SXMM50)

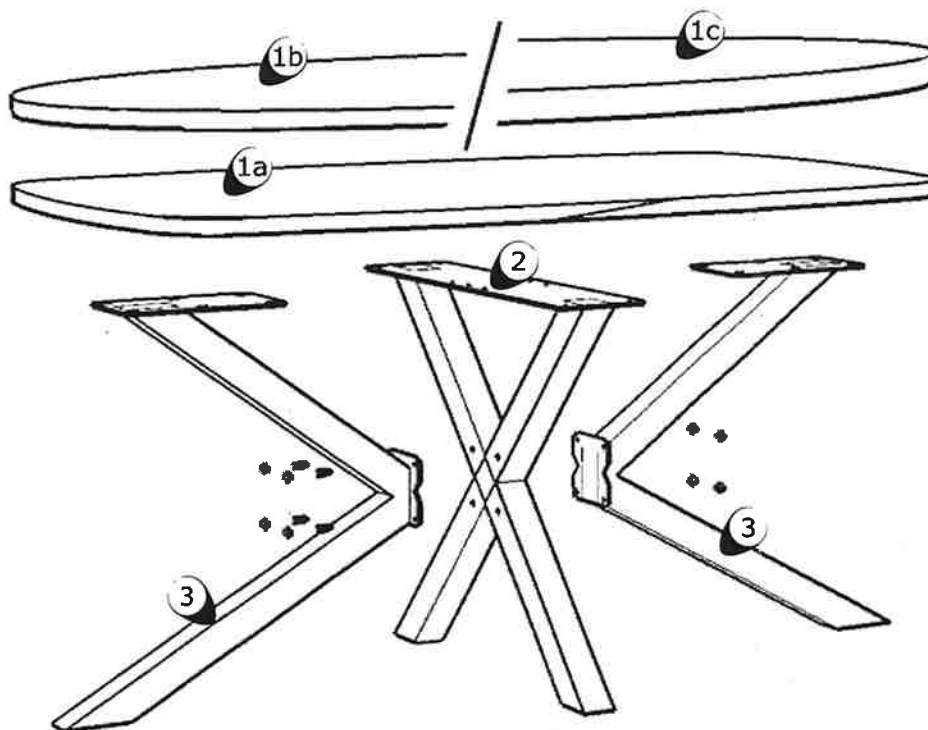
**1c** TOV19TOP50P (TOV19SXMM50)

**1c** TOV23TOP50P (TOV23SXMM50)

**1c** TOV26TOP50P (TOV26SXMM50)

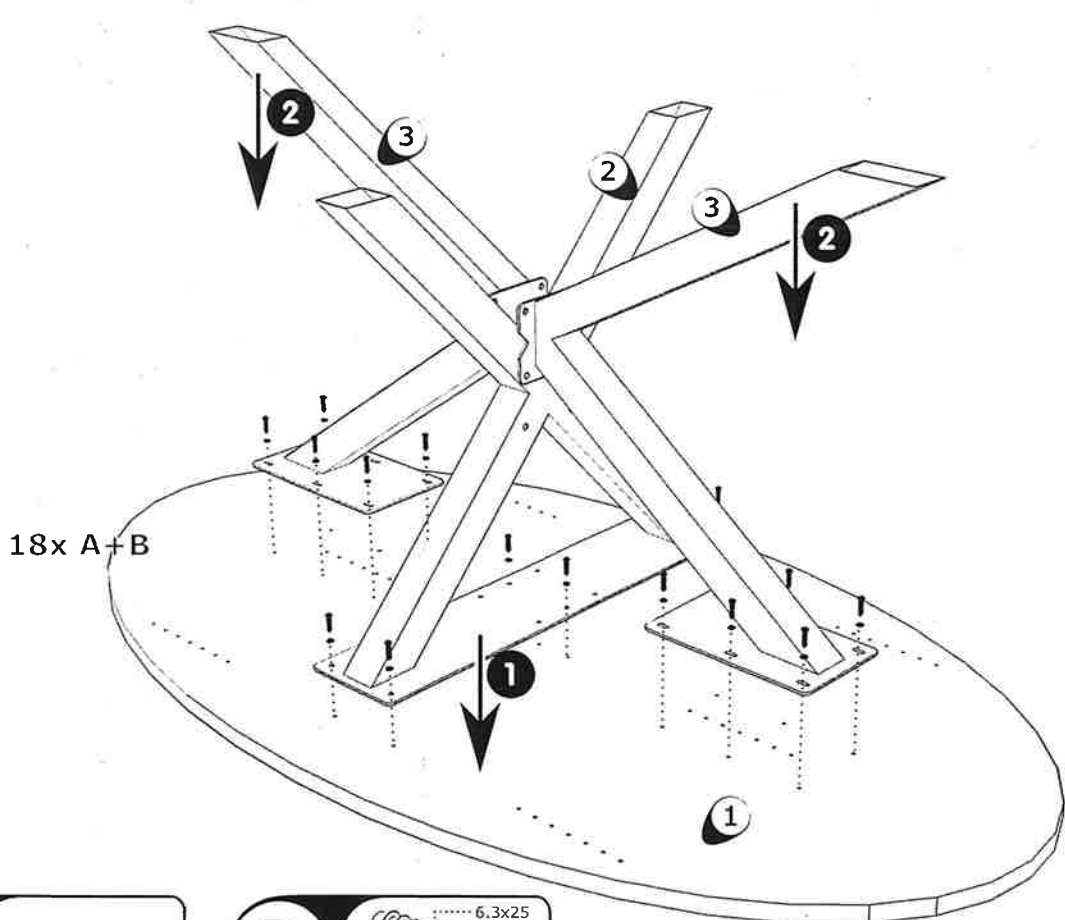
**2** LEGSXMMMP1

**3** LEGSXMMMP2

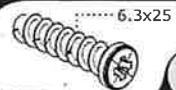


## TOELICHTING EXPLICATIONS - EXPLANATION - ERKLARUNG

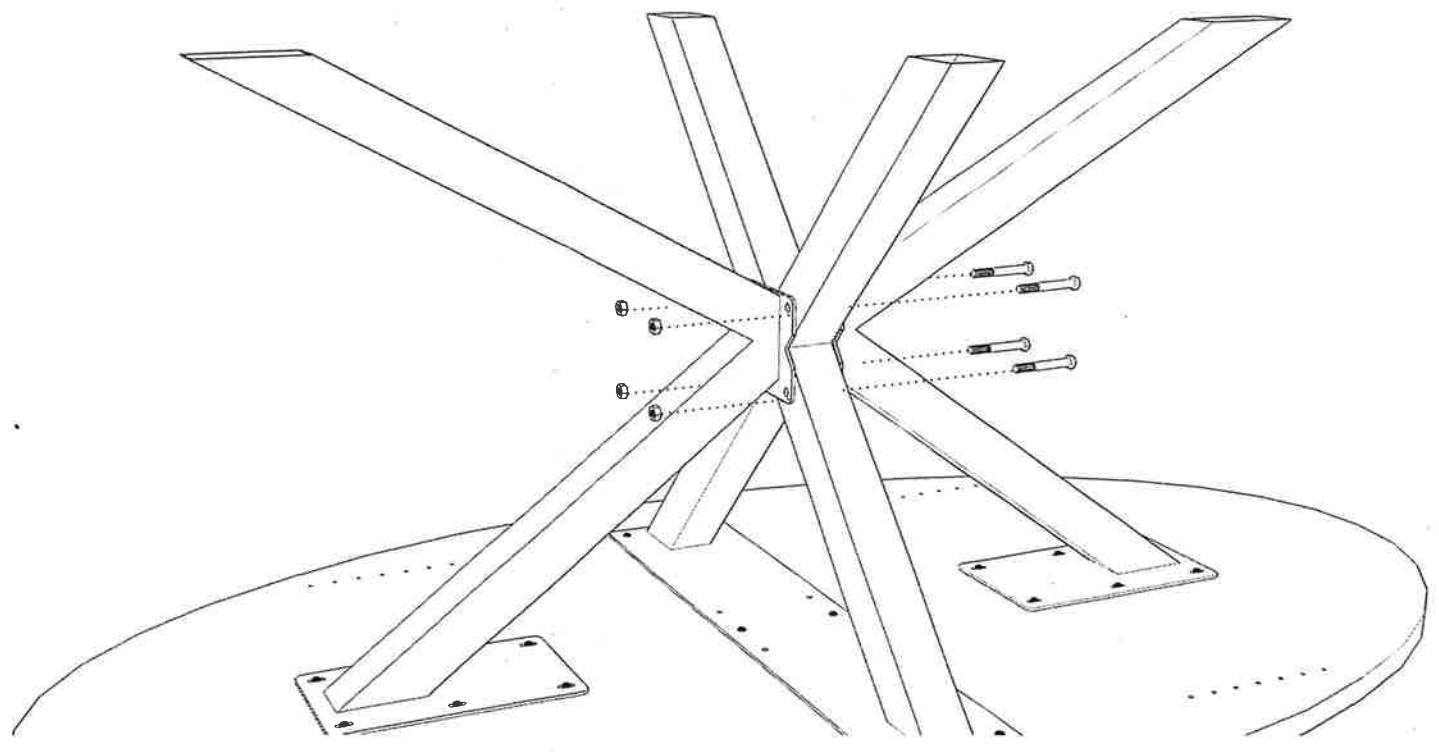
1



**A**  **18**  
G4608902

**B**  **18**  
.....6,3x25  
G470077E

2



**NL****ONDERHOUDSTIPS**

Oppervlakte kunststofdecor houtstructuur. Onderhoud: met lichte vochtige doek reinigen en hierna direct droog wrijven. De meubels zijn niet voor vochtige ruimten (bad, keuken etc.) bestemd. Vocht op het bovenblad direct opnemen. Montagetekening opbergen.

Het meubel moet door een vakkundig persoon, zoals in de handleiding staat beschreven worden gemonteerd. Door verkeerde montage kunnen gevaren ontstaan.

**D****HINWEISE FÜR DIE PFLEGE**

Oberflächen Kunststoff-Dekor Holznachbildung. Pflegehinweis: Mit leicht feuchtem Tuch reinigen, sofort trocken nachwischen. Möbel nicht für Feuchträume geeignet (Bad, Küche etc.). Nässe auf Oberfläche unverzüglich wegwischen. Aufbauanleitung aufbewahren.

Das Möbel muss durch eine fachkundige Person entsprechend der Aufbauanleitung montiert werden. Bei fehlerhafter Montage kann es zu Gefahren kommen.

**EN****ADVISE ON MAINTENANCE**

All surfaces in laminated wood colour finishes. Maintenance: clean with slightly moistened cloth, wipe dry immediately. Not suited for damp locations (kitchen, bathroom etc.). Wipe off wetness at once. Retain manual instruction.

The unit must be put together by a specialist according to the assembly instructions. Hazards may arise in case of incorrect assembly.

**F****CONSEILS D' ENTRETIEN**

Panneaux de particules revêtus d'un film polymère. Entretien: utiliser un chiffon légèrement humide et repasser de suite avec un autre sec. Meuble inadapté aux pièces humides (bain, cuisine etc.). Toute trace de liquide est à essuyer immédiatement. Notice de montage à conserver.

Le meuble doit être monté par une personne spécialisée en la matière, conformément à l'instruction de montage. En cas d'erreur de montage, des dangers peuvent se manifester.

