



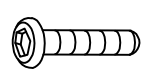
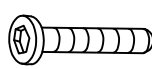
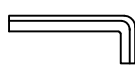

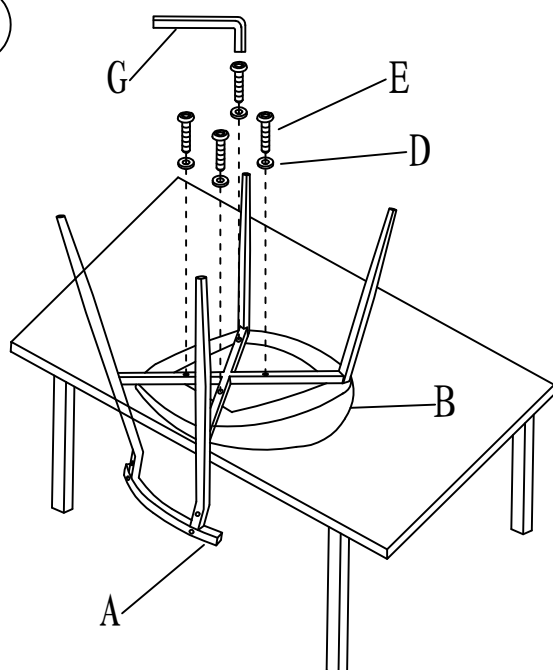


ASSEMBLY INSTRUCTIONS

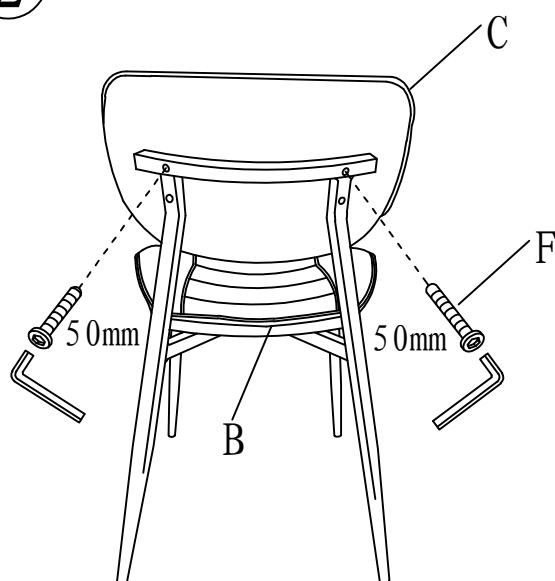
A ×1	B ×1	C ×1	D ×4	E ×4	F ×4	G ×1	
			 M6 × 18MM	 M6 × 40MM	 M6 × 50MM		

①



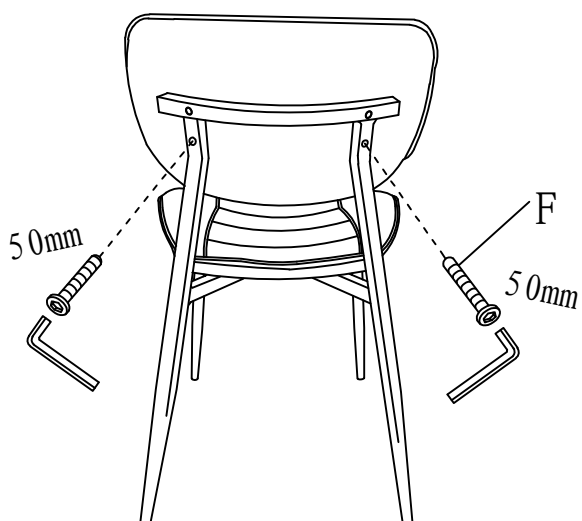
Make sure all the screws are in the right position ,Then tighten them all 100%.

②



Tighten the screws on the top 70%.

③



Tighten bottom screws 70%,
Then tighten all 100%.

④

