PEARL

DINING TABLE / YI-1003

ASSEMBLY INSTRUCTIONS

Hardware checklist

Mounting plates	**8 pcs**
Headless Allen bolts, 3/4 in	**24 pcs**
Allen bolts with head, 3/4 in	**16 pcs**
Washers, 25 mm	**16 pcs**
Allen key, 5 mm	**1 tool**

1 Attach the mounting plates

Fit four mounting plates to each leg in the A/B arrangement shown. Secure the plates using the 3/4 in headless Allen bolts.

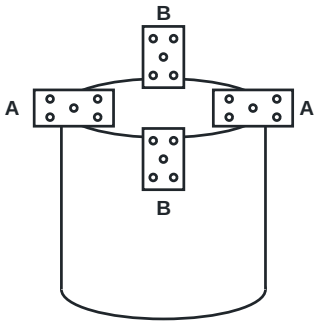

2 Position the legs

Turn the legs over and place them on the underside of the tabletop, with the mounting plates facing the tabletop.

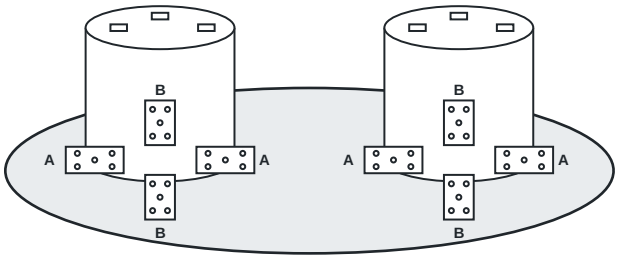

3 Secure both legs

Fasten the mounting plates to the tabletop using the 3/4 in Allen bolts with heads and the 25 mm washers. Repeat for both legs.

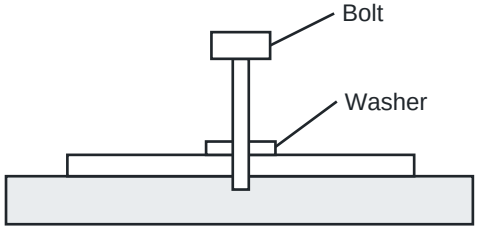

Schematic fastening detail

Repeat all steps for both legs. Drawings are schematic.